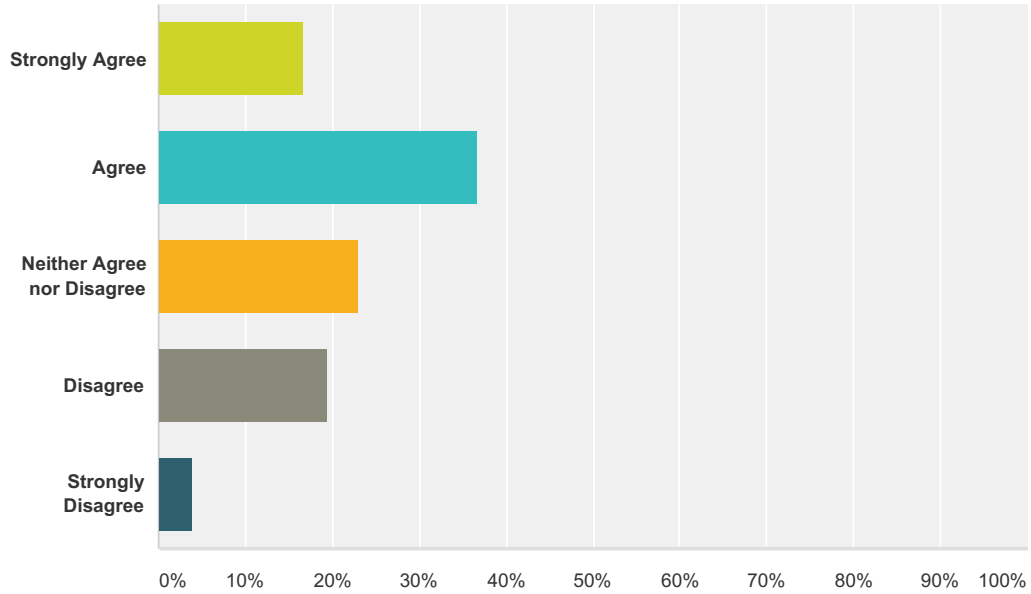


**Q1 1. How do you respond to this statement: Ridgewood is an excellent place to live as people grow older?**

Answered: 685 Skipped: 35



Answer Choices	Responses	
Strongly Agree	16.79%	115
Agree	36.79%	252
Neither Agree nor Disagree	23.07%	158
Disagree	19.42%	133
Strongly Disagree	3.94%	27
<b>Total</b>		<b>685</b>

**Q2 2. Please tell us three of the most positive things for you about living in Ridgewood as you grow older:**

Answered: 652 Skipped: 68

Answer Choices	Responses	
1	100.00%	652
2	93.56%	610
3	84.82%	553

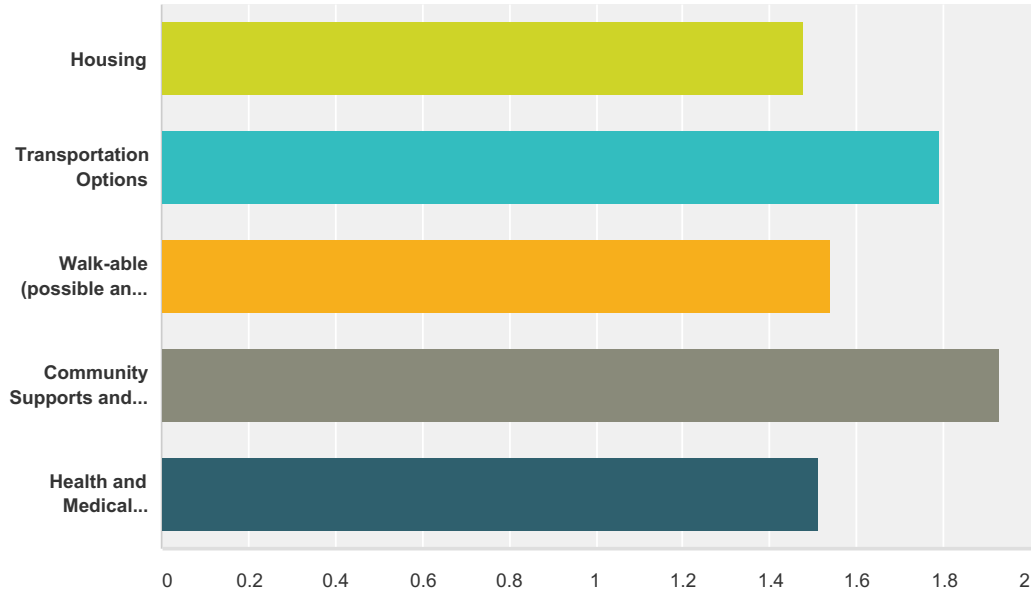
**Q3 3. Please tell us three of the most negative things for you about living in Ridgewood as you grow older:**

Answered: 649 Skipped: 71

Answer Choices	Responses	
1	100.00%	649
2	84.44%	548
3	69.34%	450

**Q4 4. When thinking about the quality of your life over the next ten years please rank the importance of these items to you:**

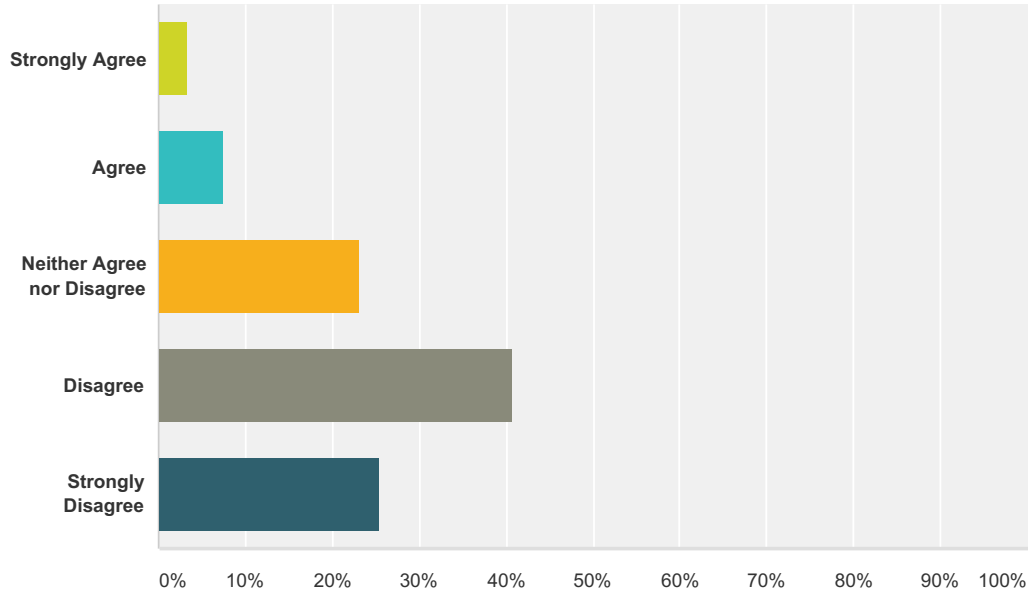
Answered: 684 Skipped: 36



	Extremely Important	Important	Neutral	Of minor Importance	Unimportant	Total	Weighted Average
Housing	68.36% 458	21.79% 146	5.67% 38	1.64% 11	2.54% 17	670	1.48
Transportation Options	48.14% 323	35.02% 235	9.99% 67	3.87% 26	2.98% 20	671	1.79
Walk-able (possible and safe) Neighborhoods	62.30% 418	28.76% 193	4.47% 30	1.79% 12	2.68% 18	671	1.54
Community Supports and Services (recreation activities, social groups, classes, general assistance)	42.69% 289	33.53% 227	15.81% 107	4.14% 28	3.84% 26	677	1.93
Health and Medical Services	65.14% 441	23.93% 162	7.39% 50	1.77% 12	1.77% 12	677	1.51

**Q5 1. Please react to this statement:  
Ridgewood has excellent housing options  
for adults 55 and over in terms of variety,  
affordability, safety, etc.**

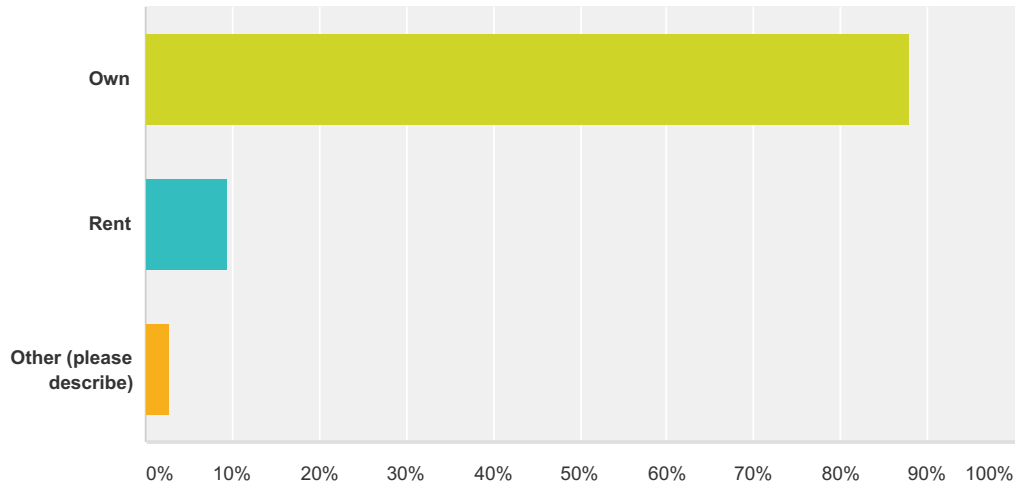
Answered: 670 Skipped: 50



Answer Choices	Responses
Strongly Agree	3.28% 22
Agree	7.46% 50
Neither Agree nor Disagree	23.13% 155
Disagree	40.75% 273
Strongly Disagree	25.37% 170
<b>Total</b>	<b>670</b>

### Q6 2. Your Residence:

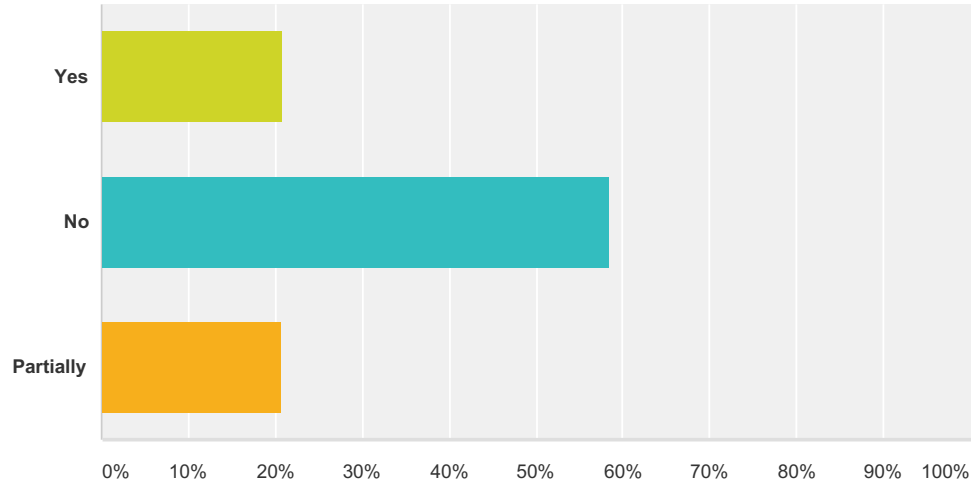
Answered: 678 Skipped: 42



Answer Choices	Responses	
Own	87.91%	596
Rent	9.29%	63
Other (please describe)	2.80%	19
<b>Total</b>		<b>678</b>

**Q7 3. Is your home as it is today suitable if you were to develop physical limitations (examples-bedroom on main floor, wheelchair-accessible doorways, manageable stairs)?**

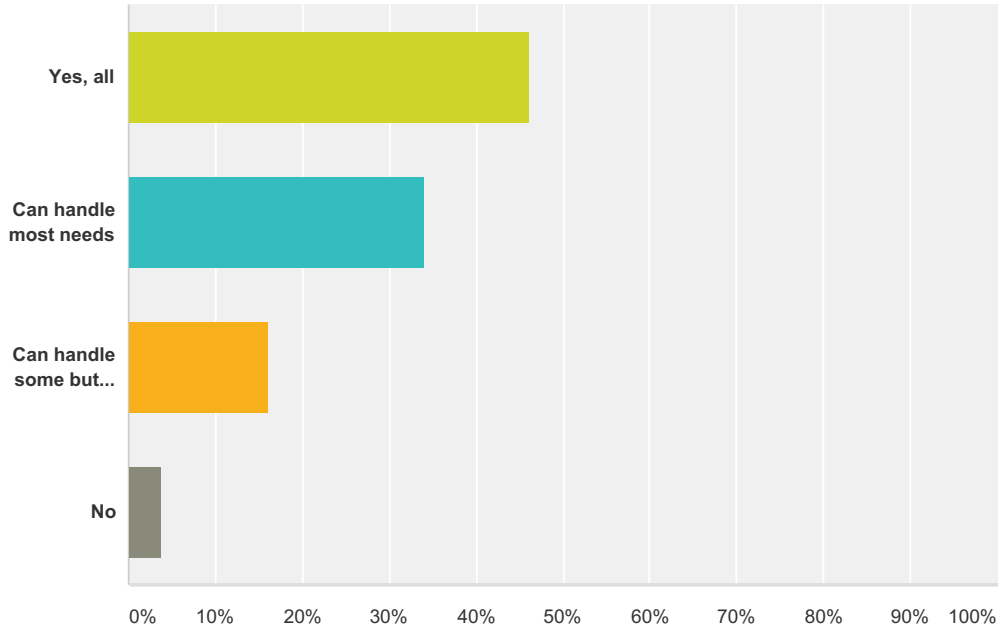
Answered: 675 Skipped: 45



Answer Choices	Responses
Yes	20.89% 141
No	58.37% 394
Partially	20.74% 140
<b>Total</b>	<b>675</b>

**Q8 4. Are you able to handle the maintenance needs of your home either by performing yourself or arranging for others to help?**

Answered: 673 Skipped: 47

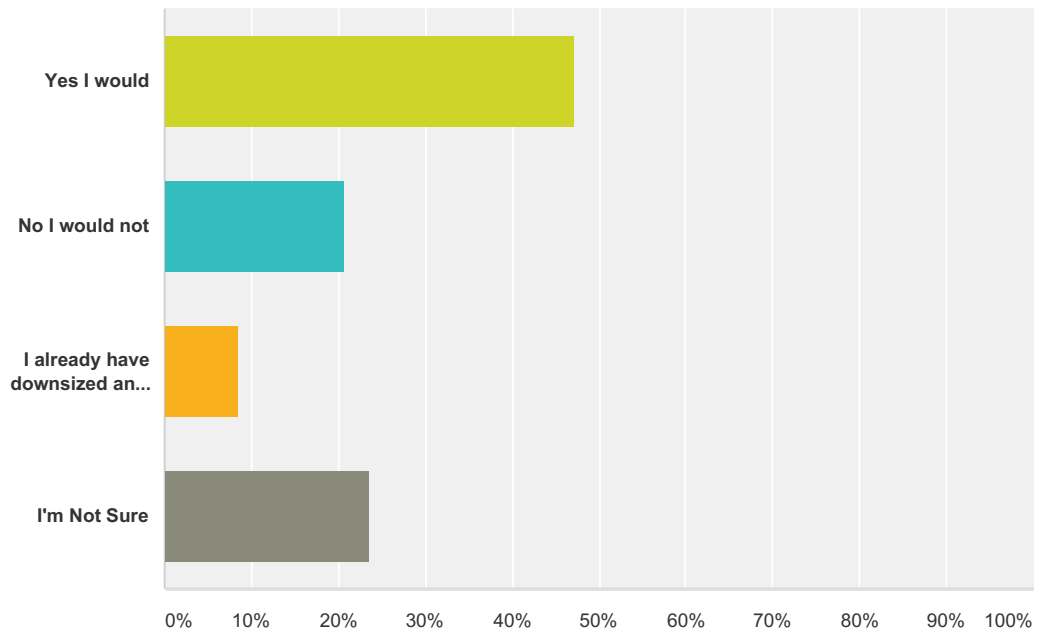


Answer Choices	Responses
Yes, all	46.21% 311
Can handle most needs	34.03% 229
Can handle some but struggling with some	16.05% 108
No	3.71% 25
<b>Total</b>	<b>673</b>



### Q9 5. If you decided to downsize would you like to stay in Ridgewood?

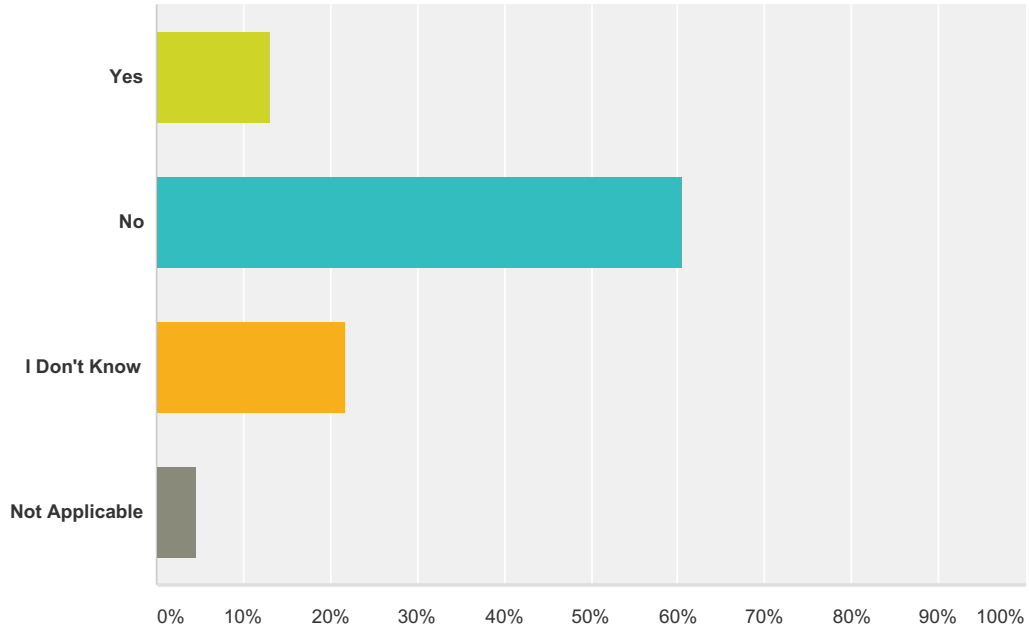
Answered: 672 Skipped: 48



Answer Choices	Responses
Yes I would	47.17% 317
No I would not	20.68% 139
I already have downsized and remained in Ridgewood	8.48% 57
I'm Not Sure	23.66% 159
<b>Total</b>	<b>672</b>

**Q10 6. Do you feel there are enough housing options for you to be able to stay in Ridgewood?**

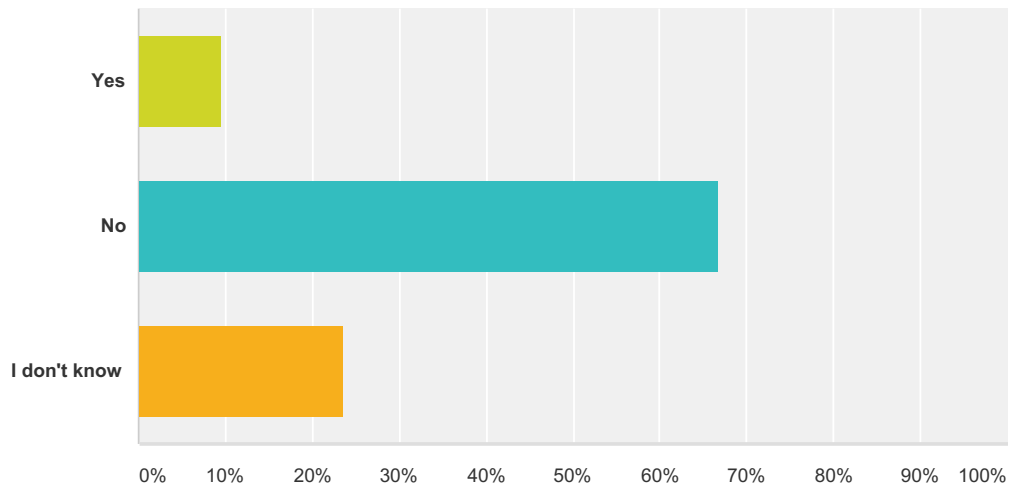
Answered: 675 Skipped: 45



Answer Choices	Responses
Yes	13.19% 89
No	60.59% 409
I Don't Know	21.63% 146
Not Applicable	4.59% 31
<b>Total</b>	<b>675</b>

### Q11 7. Do you feel there are enough affordable housing options in Ridgewood?

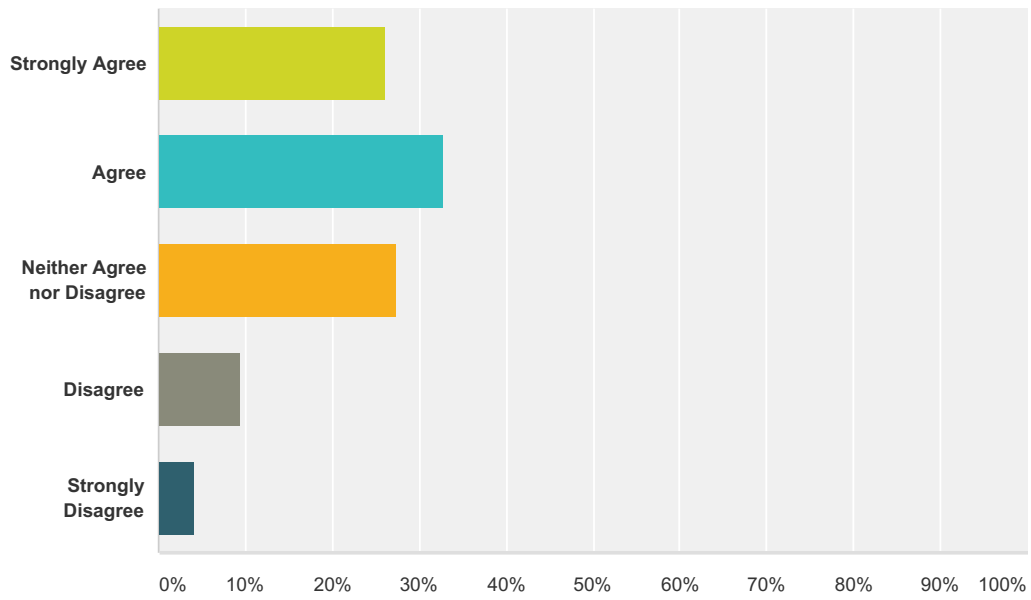
Answered: 672 Skipped: 48



Answer Choices	Responses
Yes	9.67% 65
No	66.82% 449
I don't know	23.51% 158
<b>Total</b>	<b>672</b>

### Q12 8. Would you be in favor of age-restricted housing in Ridgewood?

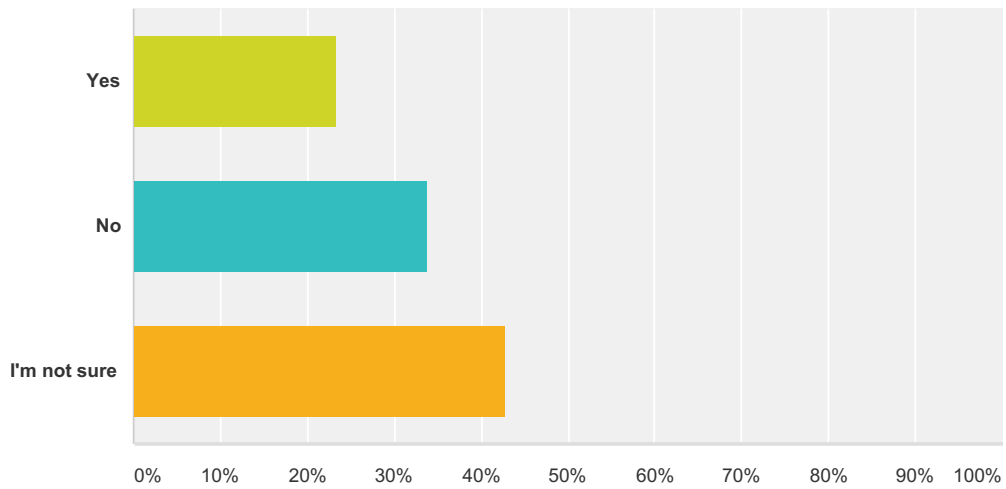
Answered: 668 Skipped: 52



Answer Choices	Responses
Strongly Agree	26.20% 175
Agree	32.78% 219
Neither Agree nor Disagree	27.40% 183
Disagree	9.43% 63
Strongly Disagree	4.19% 28
<b>Total</b>	<b>668</b>

### Q13 9. Are you planning to leave Ridgewood to move somewhere else?

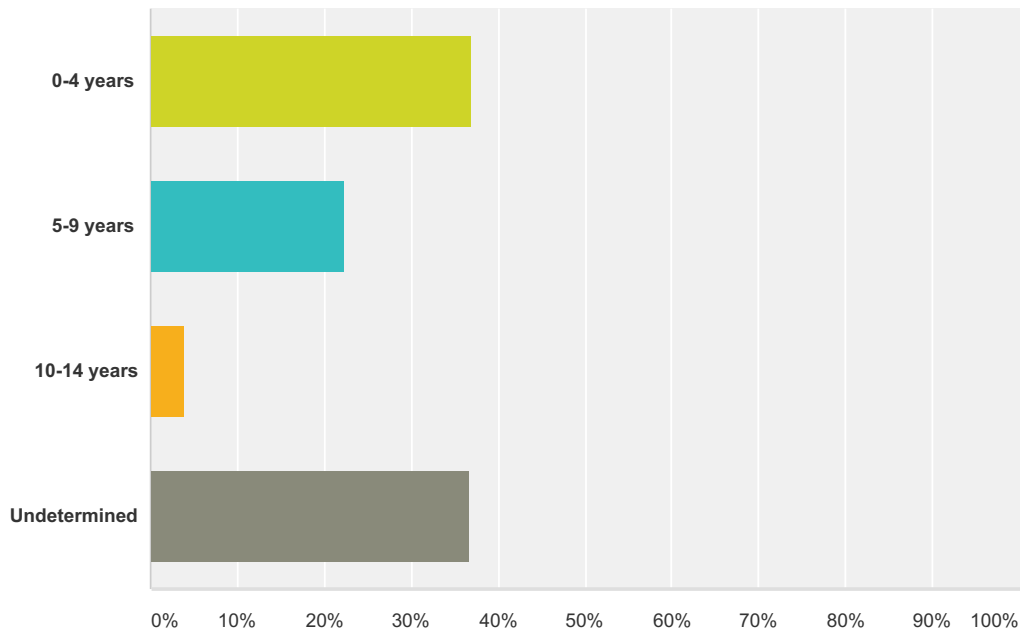
Answered: 674 Skipped: 46



Answer Choices	Responses	
Yes	23.44%	158
No	33.83%	228
I'm not sure	42.73%	288
<b>Total</b>		<b>674</b>

### Q14 10. If yes, when do you anticipate making the move?

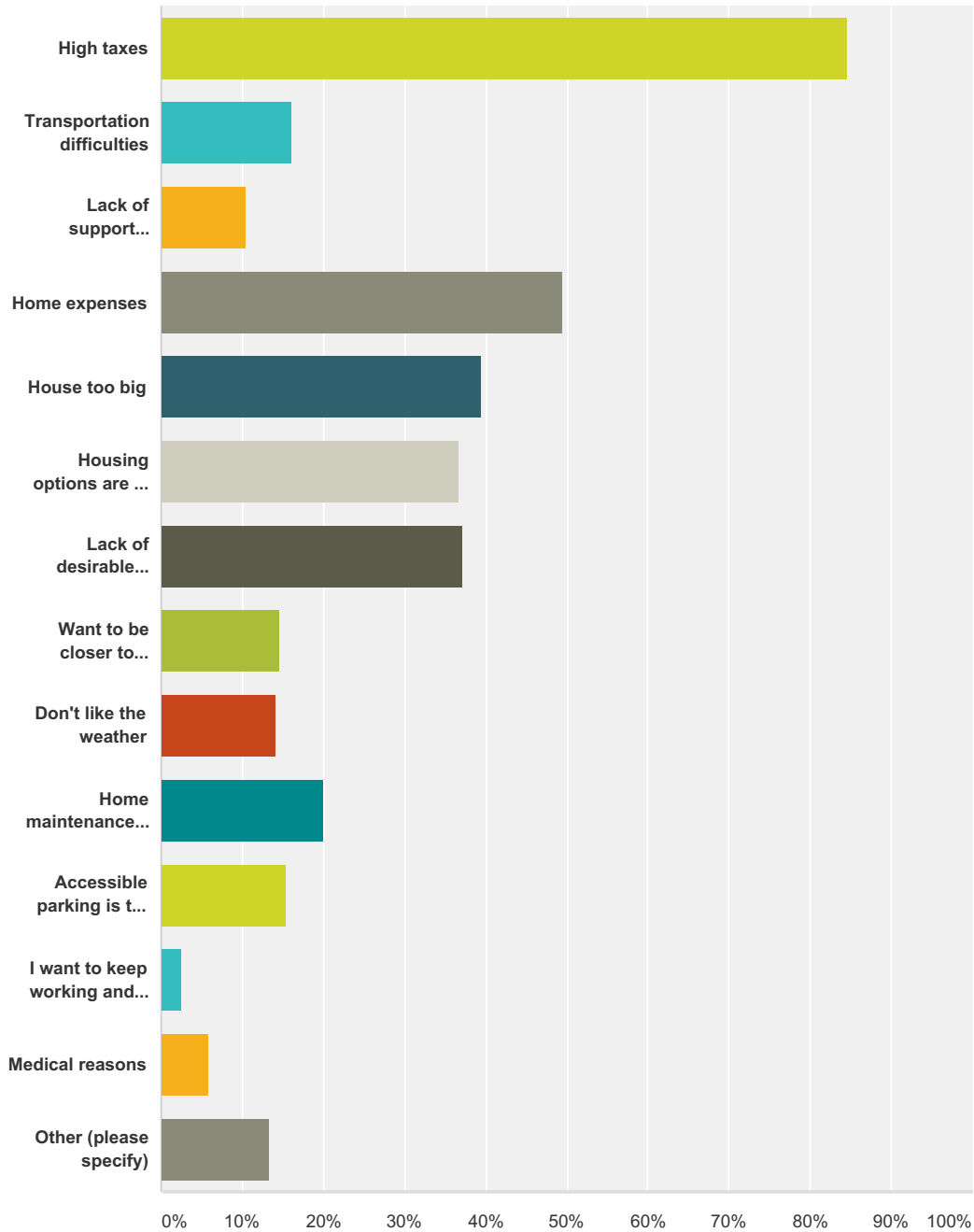
Answered: 420 Skipped: 300



Answer Choices	Responses	Count
0-4 years	36.90%	155
5-9 years	22.38%	94
10-14 years	4.05%	17
Undetermined	36.67%	154
<b>Total</b>		<b>420</b>

**Q15 11. If you are planning to leave Ridgewood or considering the future possibility we are interested in knowing what would be your primary reason(s) to make a decision to move out of Ridgewood? (please choose all that apply)**

Answered: 609 Skipped: 111



Answer Choices	Responses
High taxes	84.56% 515

## Ridgewood 55 and Older Community Survey

Transportation difficulties	<b>16.09%</b>	98
Lack of support services (people to call for help with physical or health or financial problems)	<b>10.51%</b>	64
Home expenses	<b>49.43%</b>	301
House too big	<b>39.41%</b>	240
Housing options are not affordable	<b>36.78%</b>	224
Lack of desirable housing	<b>37.11%</b>	226
Want to be closer to family	<b>14.61%</b>	89
Don't like the weather	<b>14.29%</b>	87
Home maintenance difficult to coordinate	<b>20.03%</b>	122
Accessible parking is too big a challenge	<b>15.44%</b>	94
I want to keep working and can't find employment here	<b>2.46%</b>	15
Medical reasons	<b>5.75%</b>	35
Other (please specify)	<b>13.30%</b>	81
<b>Total Respondents: 609</b>		

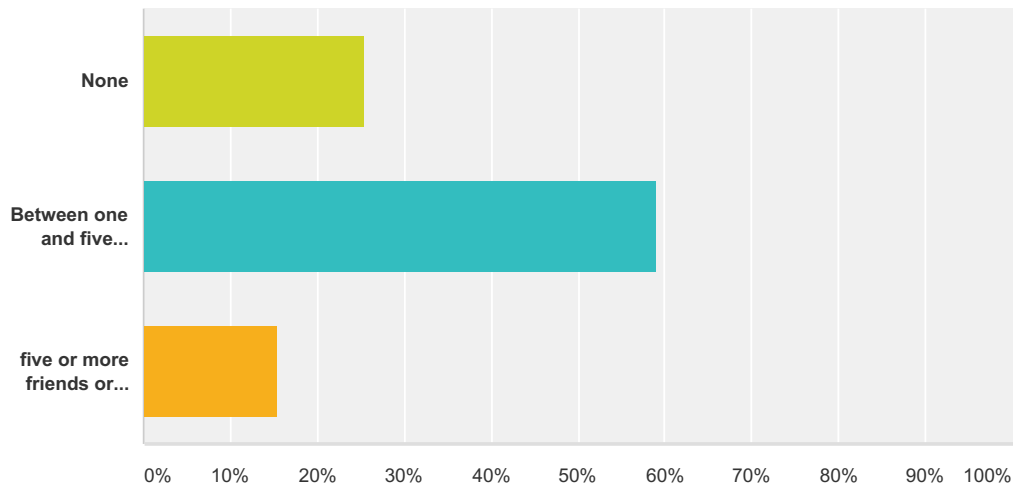


**Q16 12. What would make you stay?**

Answered: 514 Skipped: 206

**Q17 13. How many of your friends have left Ridgewood in the last year?**

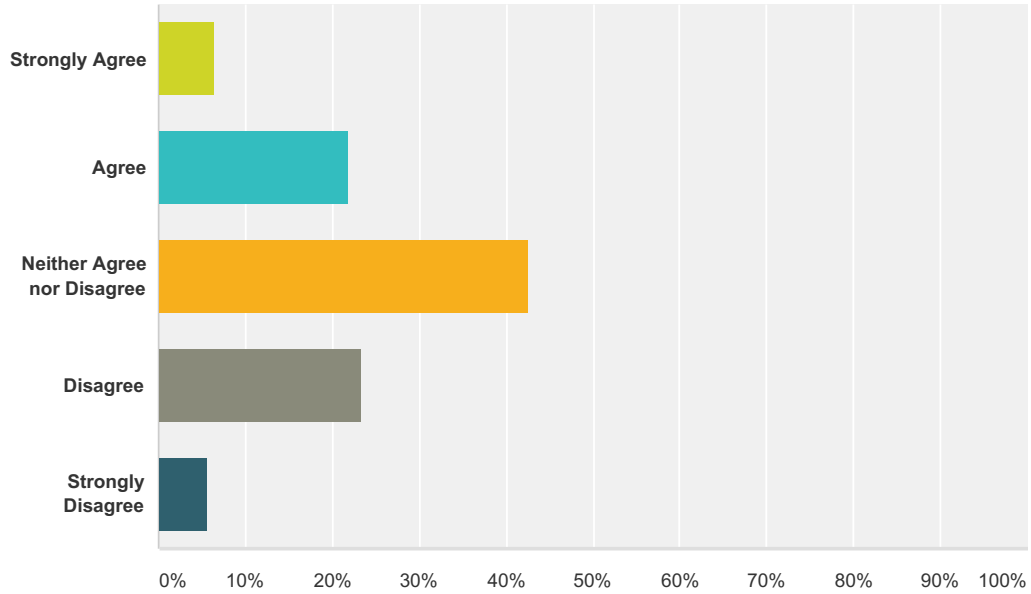
Answered: 635 Skipped: 85



Answer Choices	Responses
None	25.51% 162
Between one and five friends or families	59.06% 375
five or more friends or families	15.43% 98
<b>Total</b>	<b>635</b>

**Q18 1. Please respond to this statement:  
Ridgewood has excellent transportation  
options for those 55 and older.**

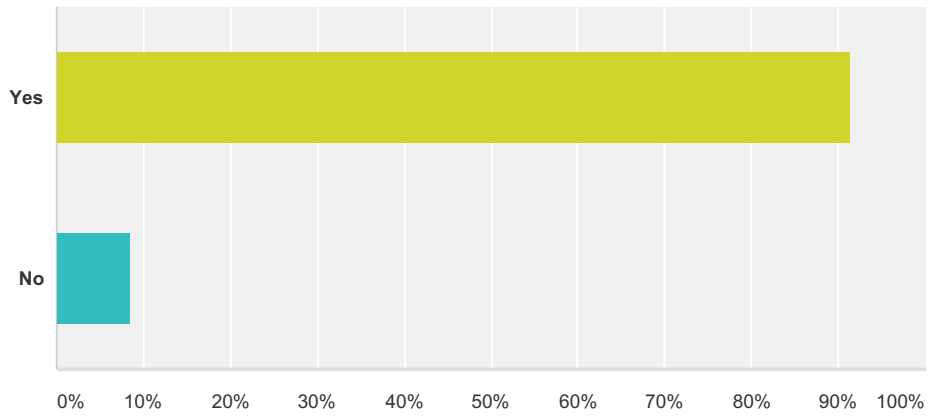
Answered: 652 Skipped: 68



Answer Choices	Responses	
Strongly Agree	6.44%	42
Agree	21.93%	143
Neither Agree nor Disagree	42.64%	278
Disagree	23.31%	152
Strongly Disagree	5.67%	37
<b>Total</b>		<b>652</b>

### Q19 2. Is a car your primary mode of transportation?

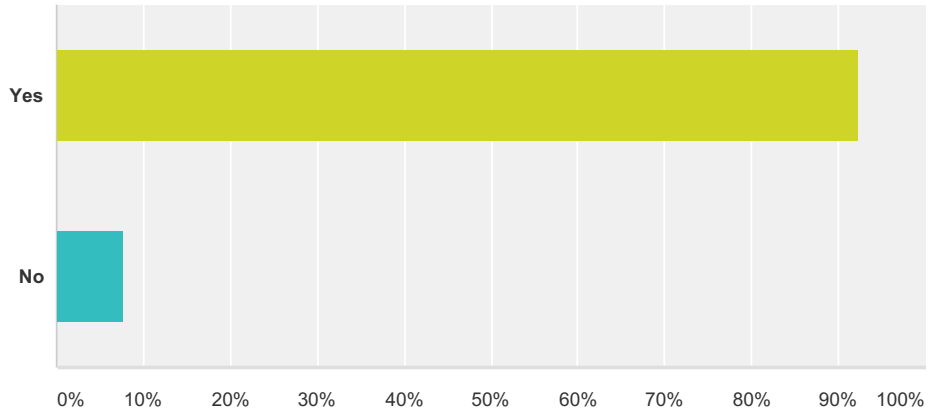
Answered: 660 Skipped: 60



Answer Choices	Responses
Yes	91.52% 604
No	8.48% 56
<b>Total</b>	<b>660</b>

### Q20 3. Do you drive a car?

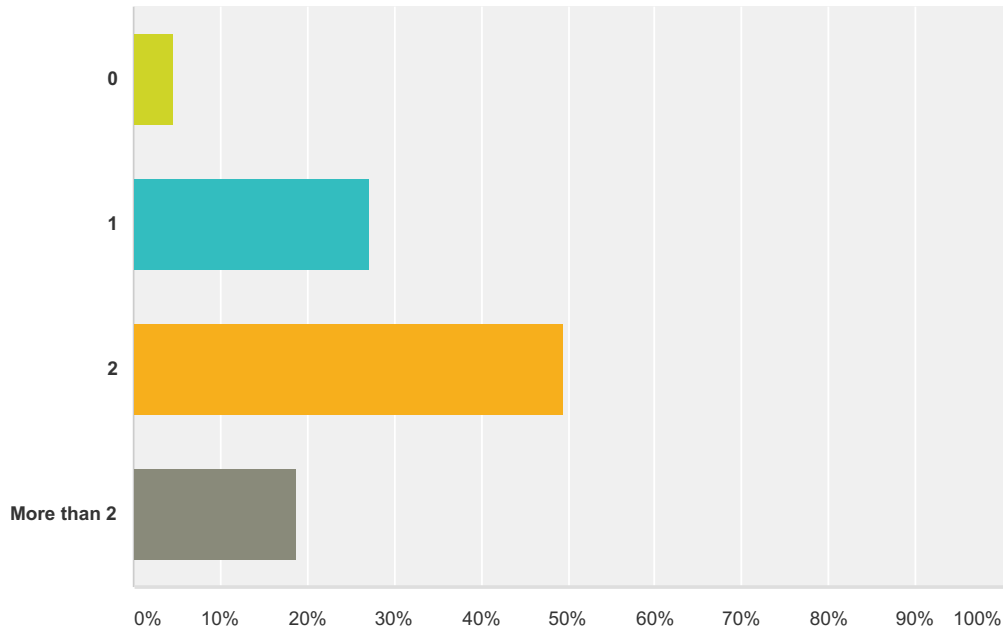
Answered: 666 Skipped: 54



Answer Choices	Responses	
Yes	92.19%	614
No	7.81%	52
<b>Total</b>		<b>666</b>

### Q21 4. How many cars are there in your household?

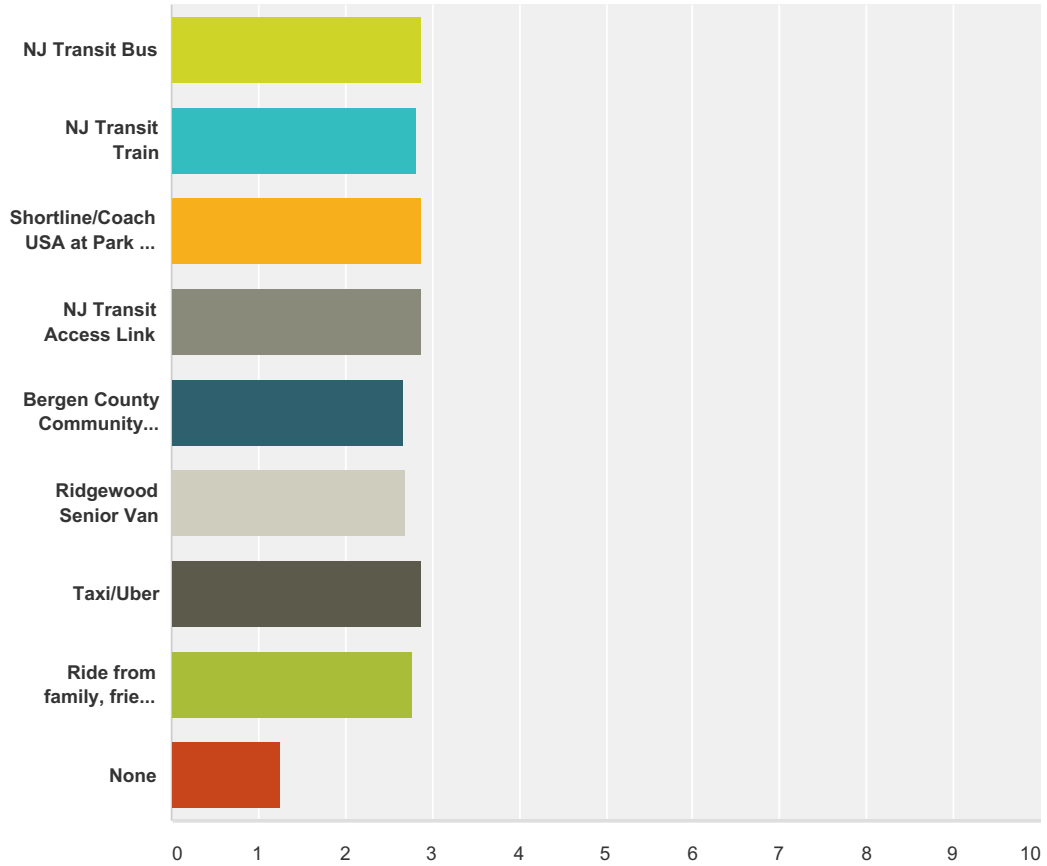
Answered: 662 Skipped: 58



Answer Choices	Responses
0	4.68% 31
1	27.04% 179
2	49.40% 327
More than 2	18.88% 125
<b>Total</b>	<b>662</b>

**Q22 5. Do you use these types of transportation? (choose all that apply and how often)**

Answered: 632 Skipped: 88



	Daily	Weekly	Occasionally	Total	Weighted Average
NJ Transit Bus	4.13% 10	2.48% 6	93.39% 226	242	2.89
NJ Transit Train	6.33% 24	5.80% 22	87.86% 333	379	2.82
Shortline/CoachUSA at Park and Ride	3.57% 7	4.59% 9	91.84% 180	196	2.88
NJ Transit Access Link	3.03% 1	6.06% 2	90.91% 30	33	2.88
Bergen County Community Transportation for Seniors	0.00% 0	33.33% 8	66.67% 16	24	2.67
Ridgewood Senior Van	0.00% 0	31.11% 14	68.89% 31	45	2.69
Taxi/Uber	1.70% 4	7.23% 17	91.06% 214	235	2.89
Ride from family, friend or volunteer	2.31% 4	17.92% 31	79.77% 138	173	2.77

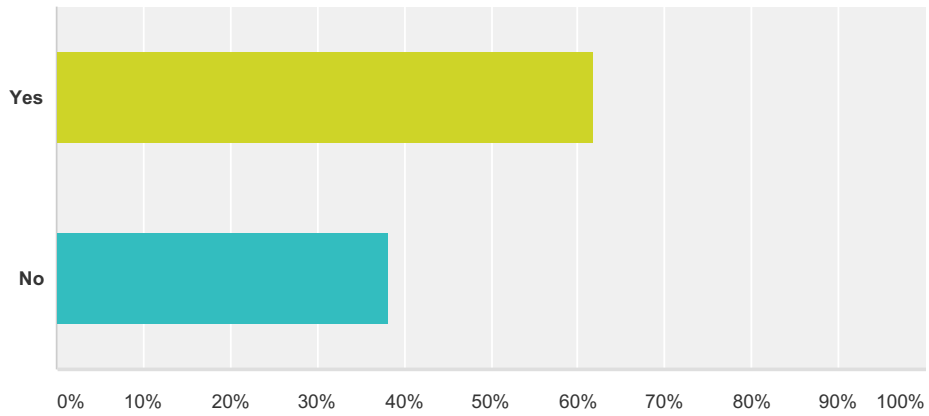
## Ridgewood 55 and Older Community Survey

None	<b>86.79%</b> 92	<b>1.89%</b> 2	<b>11.32%</b> 12	106	1.25
------	---------------------	-------------------	---------------------	-----	------



### Q23 6. Do you walk in Ridgewood to any of your daily activities?

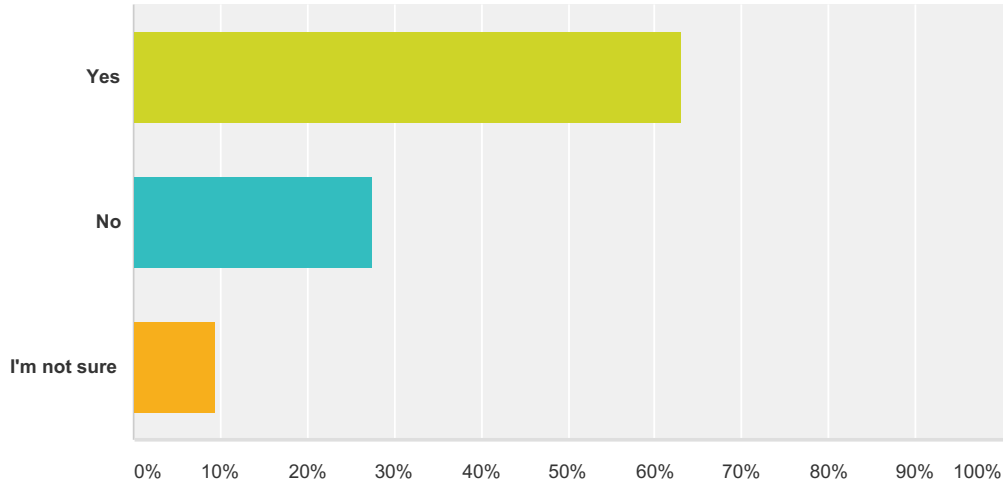
Answered: 655 Skipped: 65



Answer Choices	Responses	
Yes	61.83%	405
No	38.17%	250
<b>Total</b>		<b>655</b>

**Q24 7. Is it reasonable (safe to cross streets, sidewalks if necessary, distances manageable) to walk to some of your daily activities?**

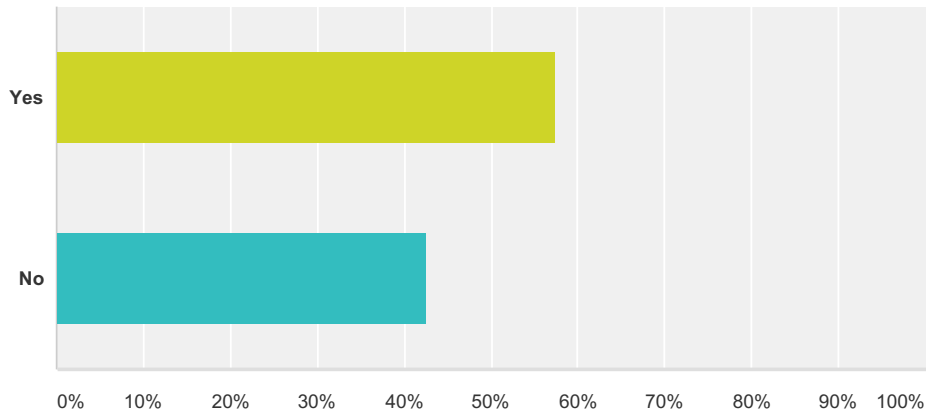
Answered: 643 Skipped: 77



Answer Choices	Responses
Yes	63.14% 406
No	27.53% 177
I'm not sure	9.33% 60
<b>Total</b>	<b>643</b>

### Q25 8. Have you heard about the Ridgewood senior bus?

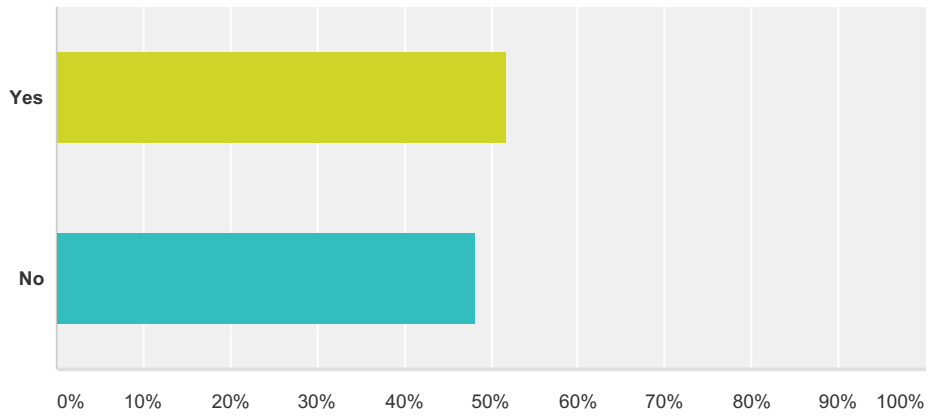
Answered: 655 Skipped: 65



Answer Choices	Responses	
Yes	57.40%	376
No	42.60%	279
<b>Total</b>		<b>655</b>

### Q26 9. Have you heard about the Ridgewood senior tax coupon program?

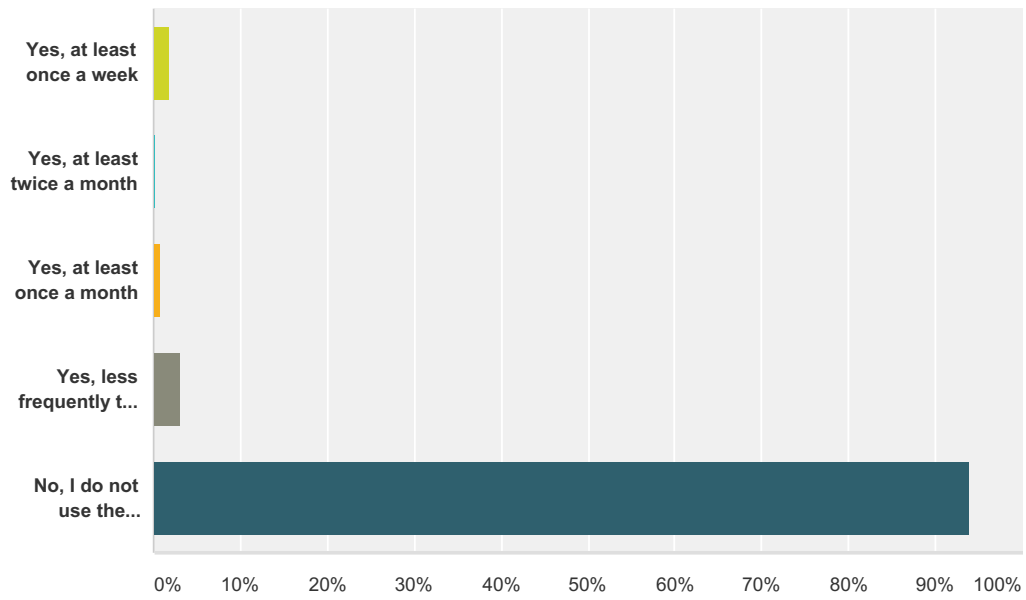
Answered: 659 Skipped: 61



Answer Choices	Responses	
Yes	51.75%	341
No	48.25%	318
<b>Total</b>		<b>659</b>

### Q27 10. Do you use Ridgewood's senior bus?

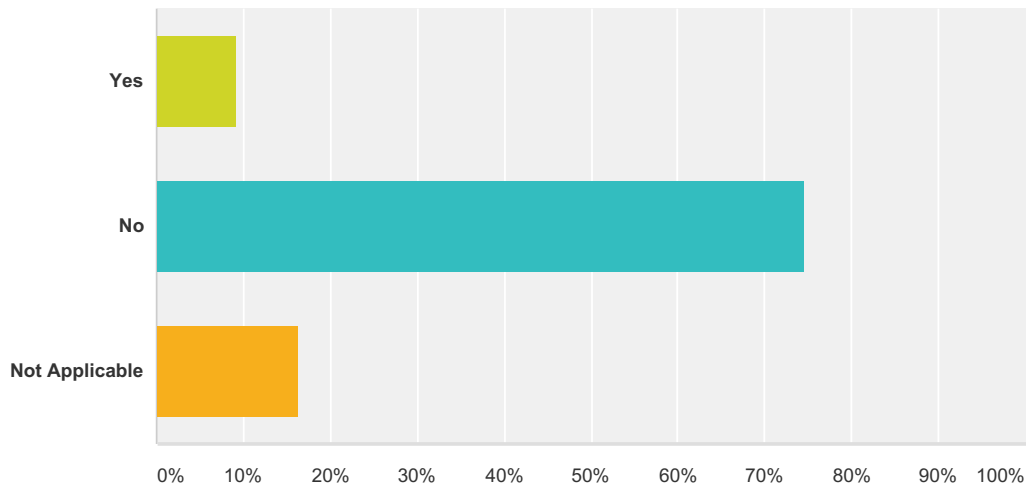
Answered: 653 Skipped: 67



Answer Choices	Responses
Yes, at least once a week	1.84% 12
Yes, at least twice a month	0.31% 2
Yes, at least once a month	0.92% 6
Yes, less frequently than once a month	3.06% 20
No, I do not use the Ridgewood senior bus	93.87% 613
<b>Total</b>	<b>653</b>

**Q28 11. Do you purchase the taxi coupons available to Ridgewood seniors?**

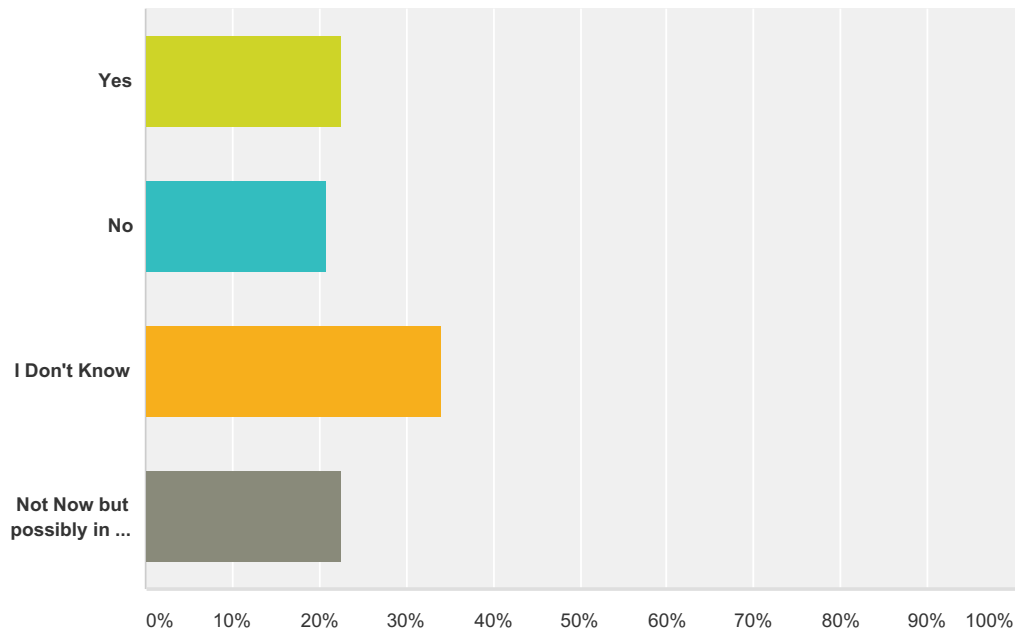
Answered: 656 Skipped: 64



Answer Choices	Responses
Yes	9.15% 60
No	74.54% 489
Not Applicable	16.31% 107
<b>Total</b>	<b>656</b>

**Q29 12. Is there a need for more transportation in your area of Ridgewood?**

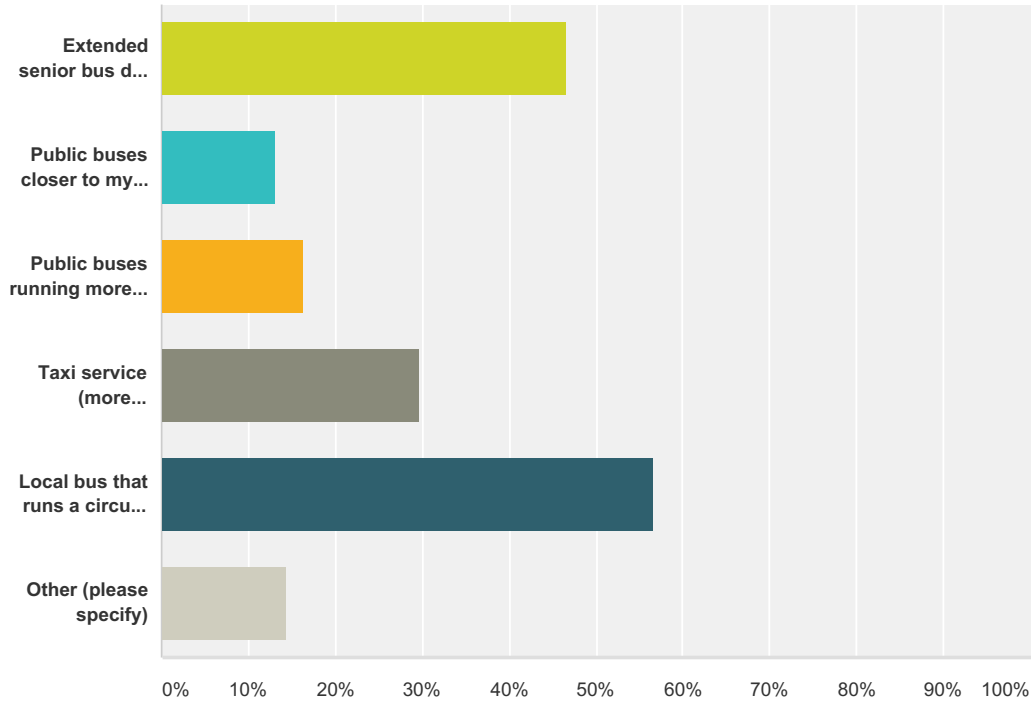
Answered: 654 Skipped: 66



Answer Choices	Responses	Count
Yes	22.63%	148
No	20.95%	137
I Don't Know	33.94%	222
Not Now but possibly in the future	22.48%	147
<b>Total</b>		<b>654</b>

**Q30 13. If more transportation is needed, which of these would you use? (choose all that apply)**

Answered: 479 Skipped: 241

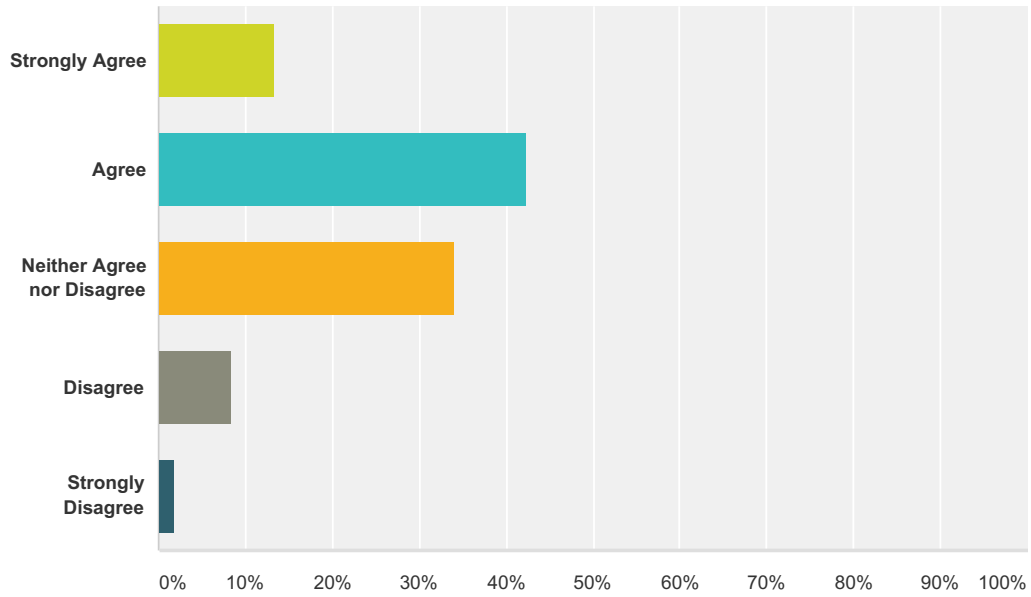


Answer Choices	Responses
Extended senior bus days and hours	46.56% 223
Public buses closer to my home	13.15% 63
Public buses running more often	16.28% 78
Taxi service (more availability)	29.65% 142
Local bus that runs a circuit through main Ridgewood spots	56.58% 271
Other (please specify)	14.41% 69
<b>Total Respondents: 479</b>	



**Q31 1. Please react to this statement: In the Ridgewood area there are excellent community supports and services (recreation activities, social groups, classes, people to call for help with physical or health or financial problems).**

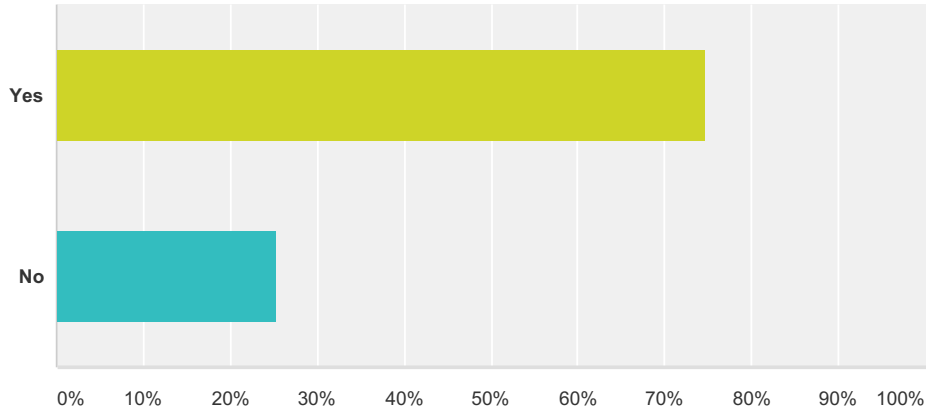
Answered: 649 Skipped: 71



Answer Choices	Responses
Strongly Agree	13.41% 87
Agree	42.37% 275
Neither Agree nor Disagree	34.05% 221
Disagree	8.32% 54
Strongly Disagree	1.85% 12
<b>Total</b>	<b>649</b>

**Q32 2. Are you involved with any clubs, community or religious organizations, or senior groups?**

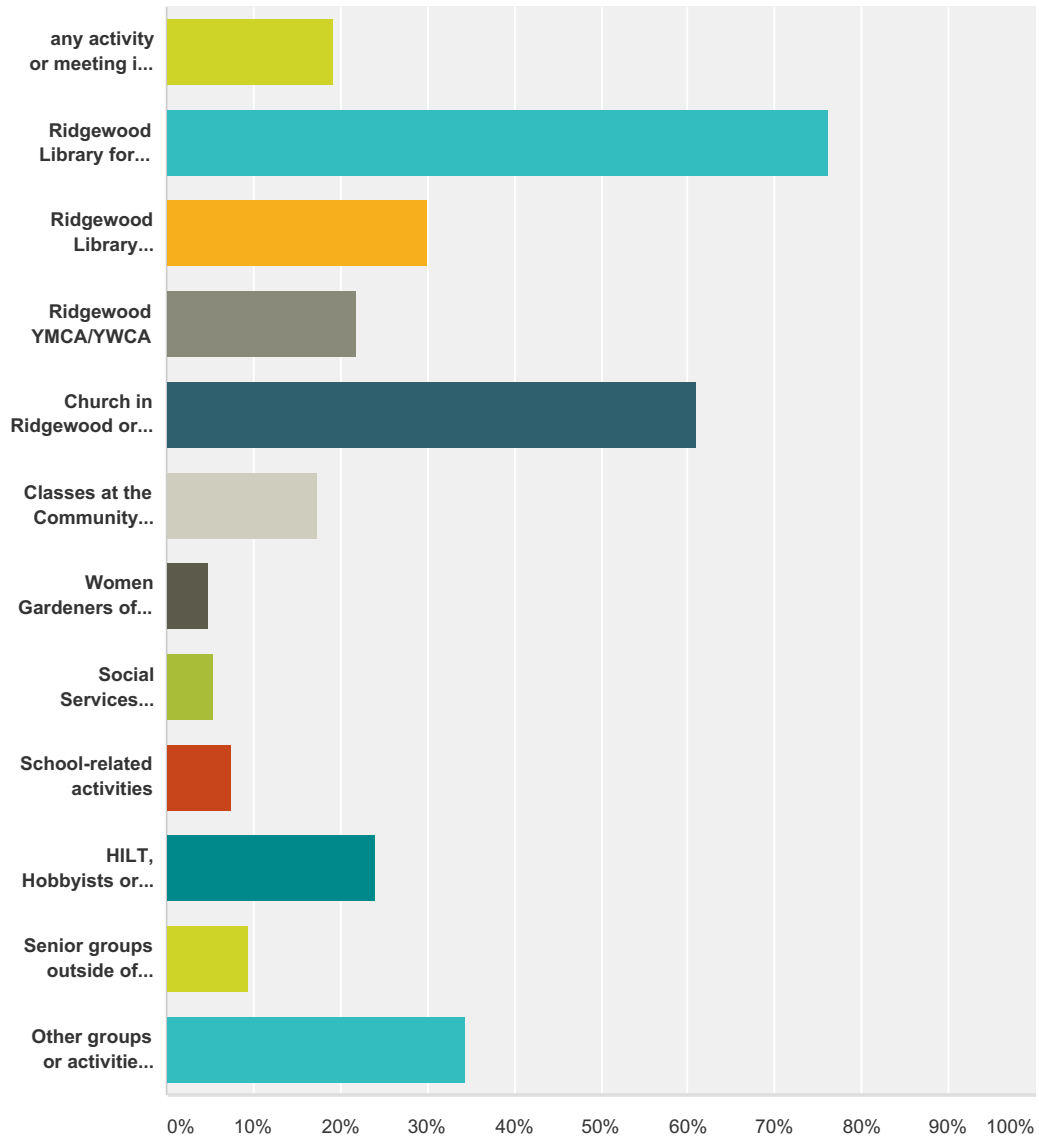
Answered: 640 Skipped: 80



Answer Choices	Responses
Yes	74.69% 478
No	25.31% 162
<b>Total</b>	<b>640</b>

**Q33 3. If yes, please check all that apply:**

Answered: 530 Skipped: 190



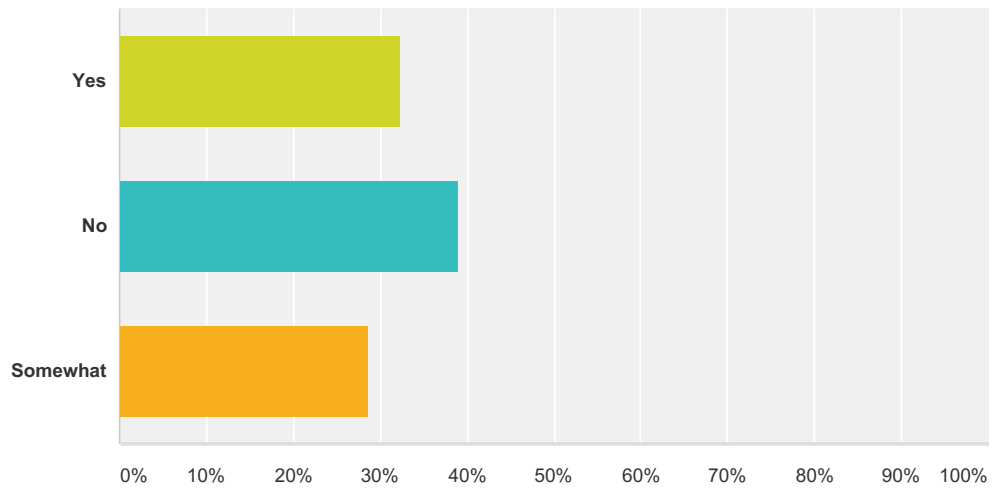
Answer Choices	Responses	Count
any activity or meeting in the Community Center	19.25%	102
Ridgewood Library for borrowing books or materials	76.23%	404
Ridgewood Library organized activities	30.00%	159
Ridgewood YMCA/YWCA	21.89%	116
Church in Ridgewood or nearby	60.94%	323
Classes at the Community School	17.36%	92
Women Gardeners of Ridgewood	4.72%	25
Social Services Association	5.47%	29

## Ridgewood 55 and Older Community Survey

School-related activities	<b>7.55%</b>	40
HILT, Hobbyists or other senior group in Ridgewood	<b>23.96%</b>	127
Senior groups outside of Ridgewood	<b>9.43%</b>	50
Other groups or activities; (please specify)	<b>34.53%</b>	183
<b>Total Respondents: 530</b>		

**Q34 4. If you do not use the Community Center are you familiar with its services?**

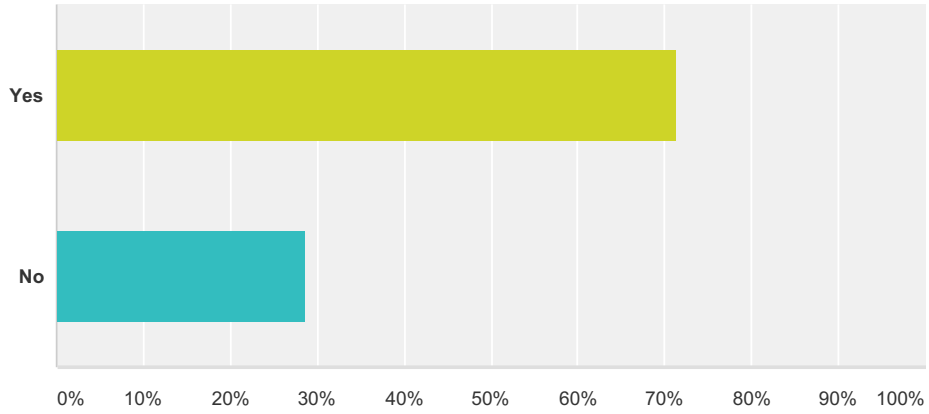
Answered: 624 Skipped: 96



Answer Choices	Responses
Yes	32.37% 202
No	38.94% 243
Somewhat	28.69% 179
<b>Total</b>	<b>624</b>

**Q35 5. Do you attend town activities such as band shell concerts, Ridgewood Guild or Chamber of Commerce events, art festivals, car shows, etc?**

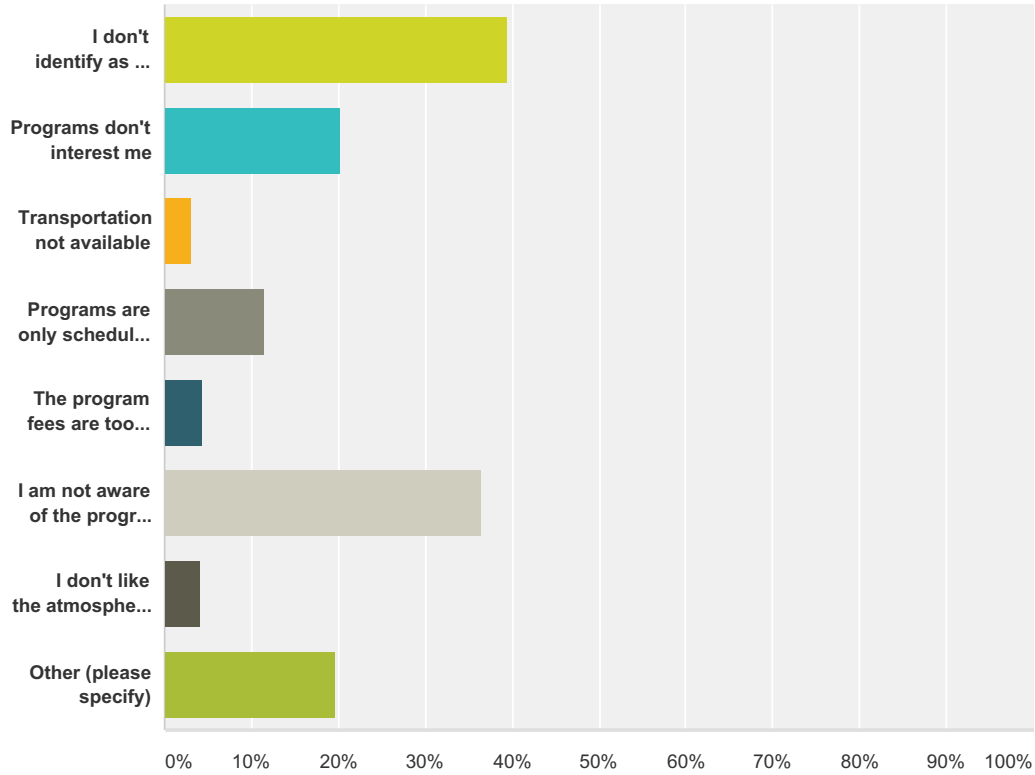
Answered: 646 Skipped: 74



Answer Choices	Responses
Yes	71.36% 461
No	28.64% 185
<b>Total</b>	<b>646</b>

**Q36 6. If you do not use the Ridgewood Community Center could you tell us why? (choose all that apply)**

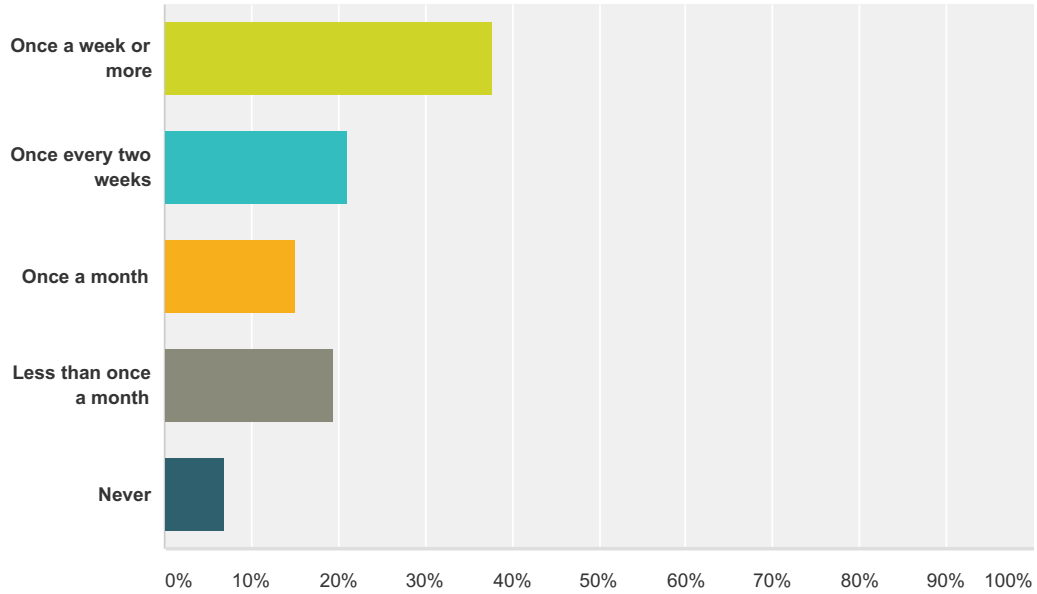
Answered: 544 Skipped: 176



Answer Choices	Responses
I don't identify as a senior citizen	39.52% 215
Programs don't interest me	20.22% 110
Transportation not available	3.13% 17
Programs are only scheduled during the day and I work	11.58% 63
The program fees are too expensive	4.41% 24
I am not aware of the programs and schedules	36.58% 199
I don't like the atmosphere in the space	4.23% 23
Other (please specify)	19.67% 107
<b>Total Respondents: 544</b>	

**Q37 7. How many times a week do you eat in Ridgewood restaurants or take-out food from them?**

Answered: 642 Skipped: 78

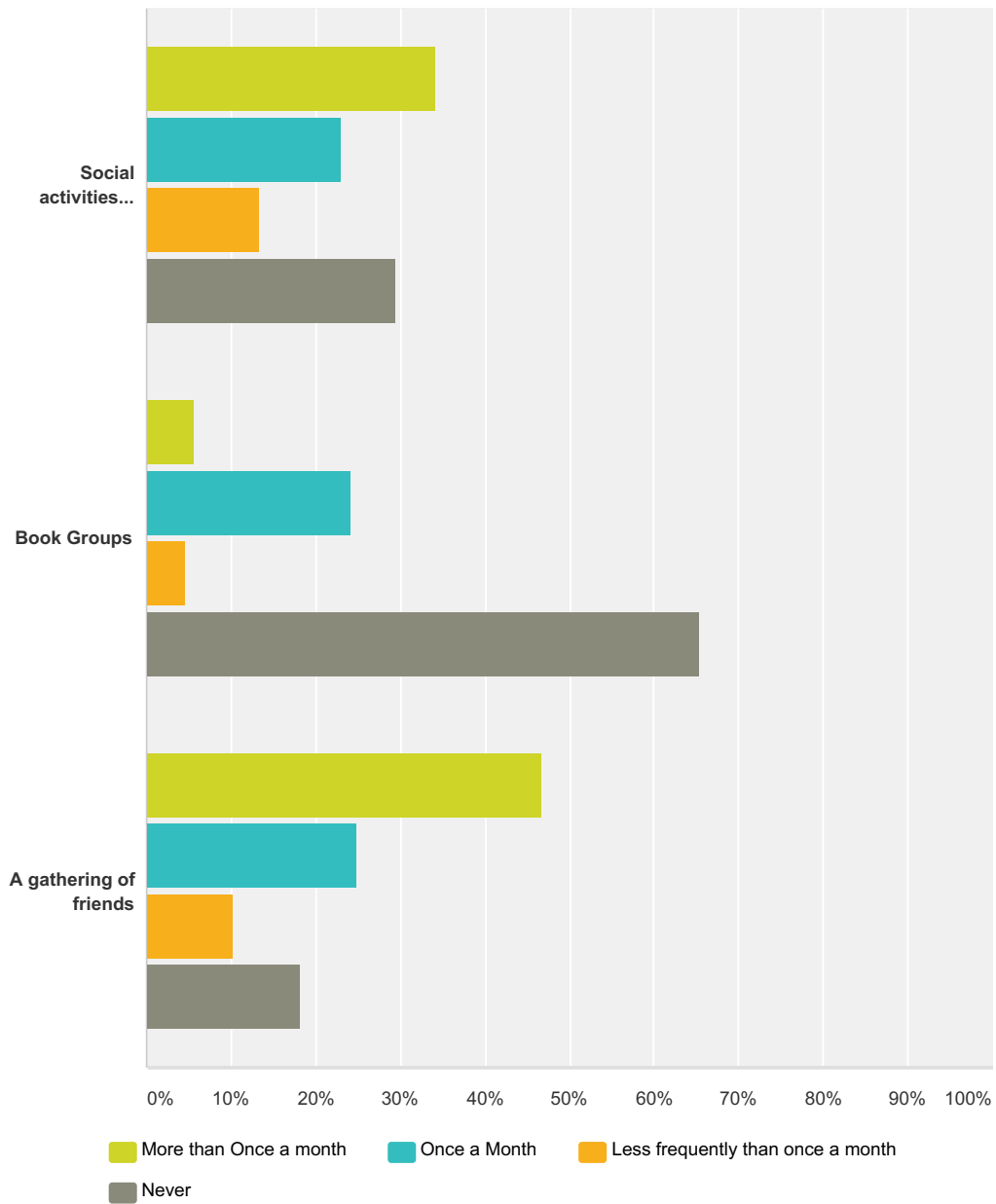


Answer Choices	Responses	Count
Once a week or more	37.69%	242
Once every two weeks	21.03%	135
Once a month	14.95%	96
Less than once a month	19.47%	125
Never	6.85%	44
<b>Total</b>		<b>642</b>



### Q38 8. How frequently are you involved in these activities?

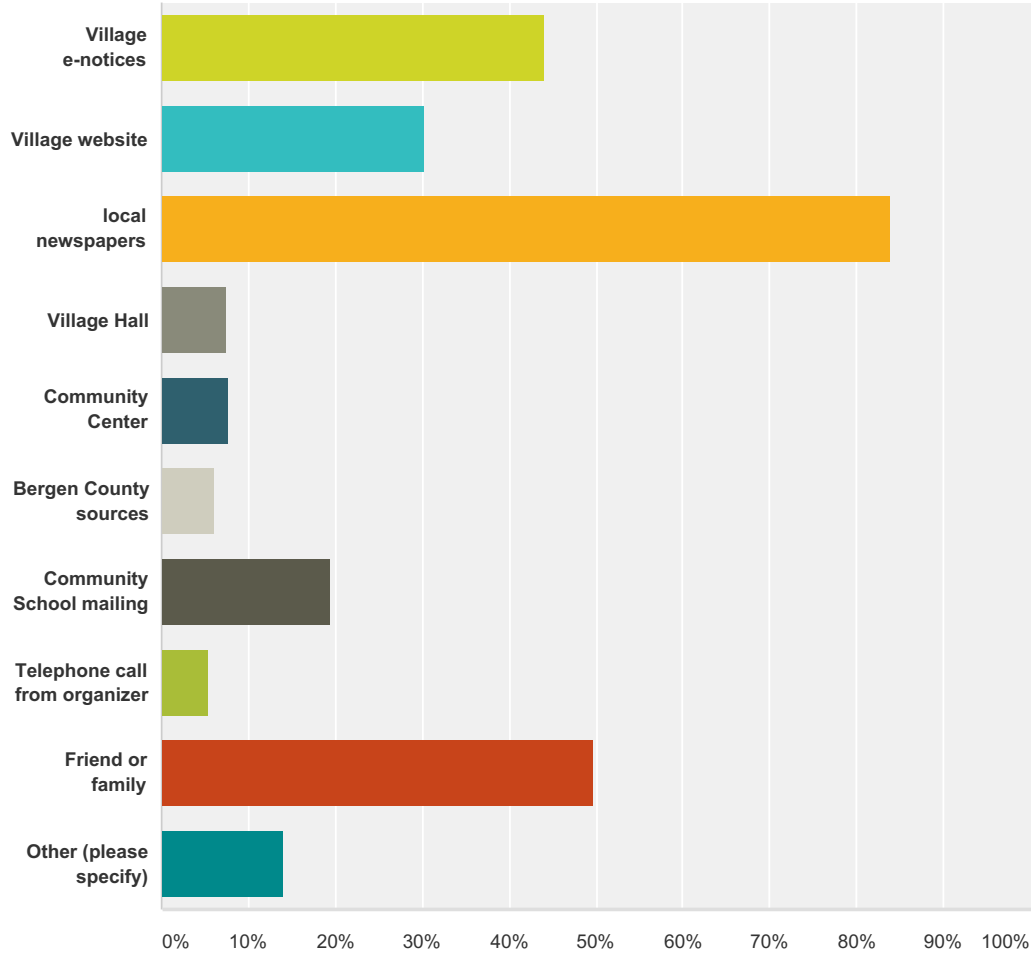
Answered: 636 Skipped: 84



	More than Once a month	Once a Month	Less frequently than once a month	Never	Total
Social activities related to an organization	34.30% 201	23.04% 135	13.31% 78	29.35% 172	586
Book Groups	5.70% 28	24.24% 119	4.68% 23	65.38% 321	491
A gathering of friends	46.84% 282	24.92% 150	10.13% 61	18.11% 109	602

**Q39 9. Where do you get your information about activities and services now (choose all that apply)?**

Answered: 637 Skipped: 83



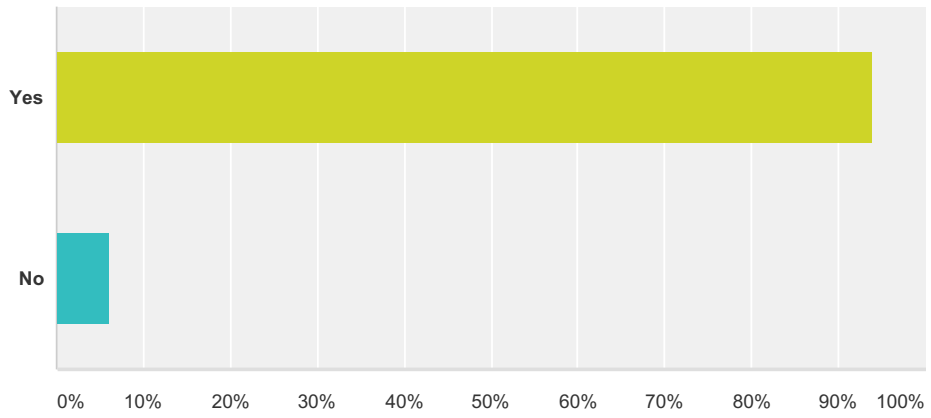
Answer Choices	Responses	Count
Village e-notices	44.11%	281
Village website	30.30%	193
local newspapers	83.99%	535
Village Hall	7.54%	48
Community Center	7.69%	49
Bergen County sources	5.97%	38
Community School mailing	19.47%	124
Telephone call from organizer	5.34%	34
Friend or family	49.76%	317
Other (please specify)	13.97%	89

# Ridgewood 55 and Older Community Survey

Total Respondents: 637

**Q40 10. Do you have access to a computer for email and internet searches?**

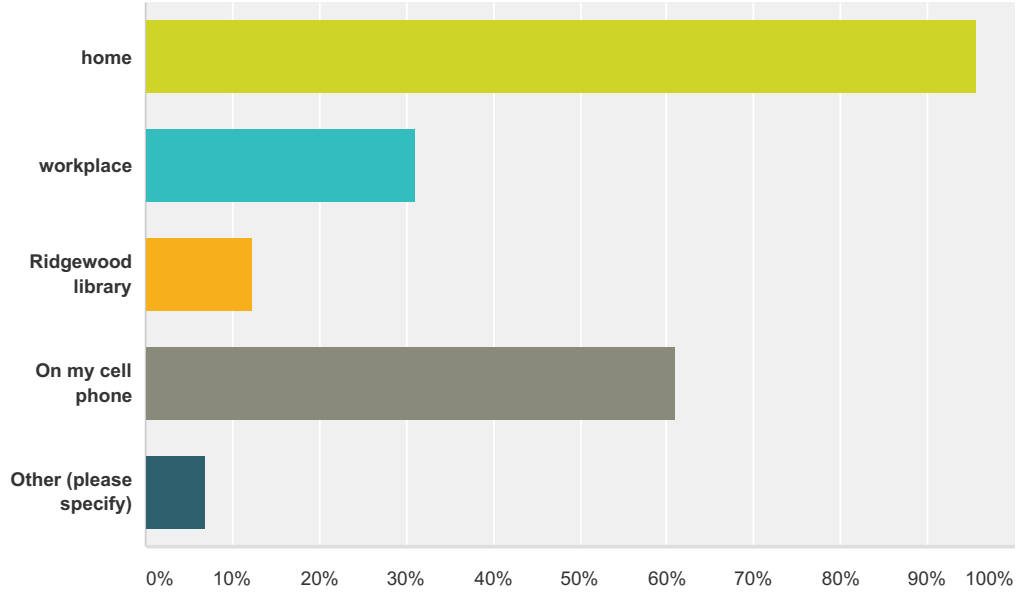
Answered: 647 Skipped: 73



Answer Choices	Responses	
Yes	93.97%	608
No	6.03%	39
<b>Total</b>		<b>647</b>

**Q41 11. If you have access to a computer/internet, please choose all the places where you use it.**

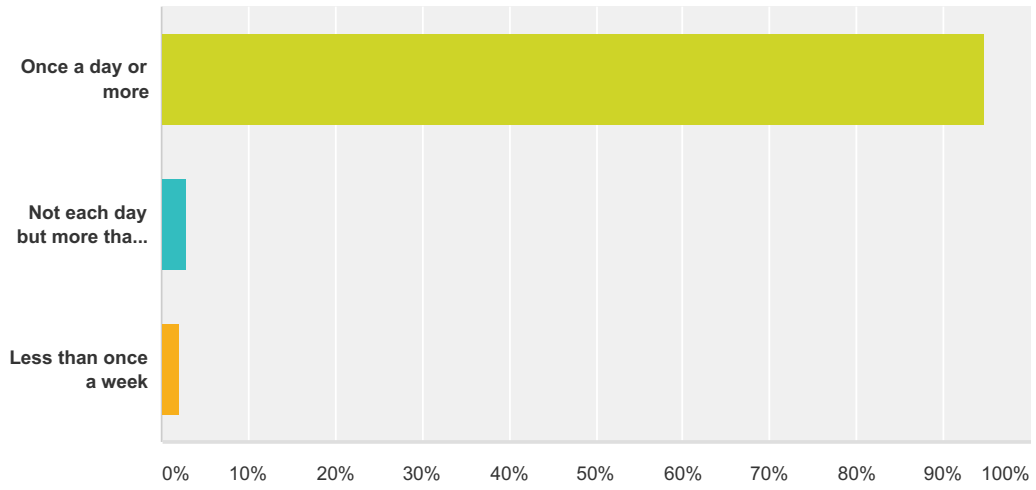
Answered: 616 Skipped: 104



Answer Choices	Responses
home	95.62% 589
workplace	31.17% 192
Ridgewood library	12.34% 76
On my cell phone	60.88% 375
Other (please specify)	6.98% 43
<b>Total Respondents: 616</b>	

**Q42 12. If you have access to a computer how often do you use it?**

Answered: 600 Skipped: 120



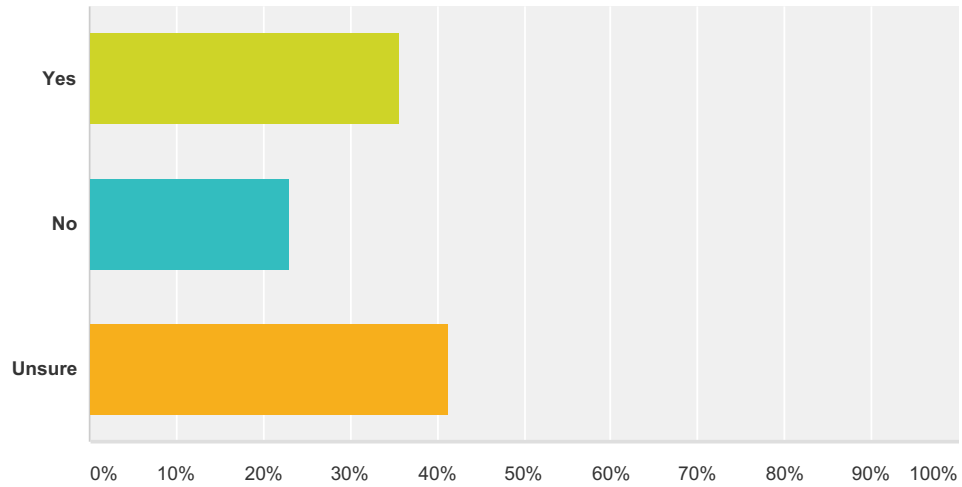
Answer Choices	Responses
Once a day or more	94.83% 569
Not each day but more than once a week	3.00% 18
Less than once a week	2.17% 13
<b>Total</b>	<b>600</b>

**Q43 14. Are there any ways in which the Community Center can expand their programs and services or enhance their facilities to fulfill any unmet needs you might have?**

Answered: 242 Skipped: 478

**Q44 15. Would you be interested in more inter-generational activities in Ridgewood?  
For example, teens assisting seniors with tasks, or seniors mentoring youth, or social activities;**

Answered: 623 Skipped: 97

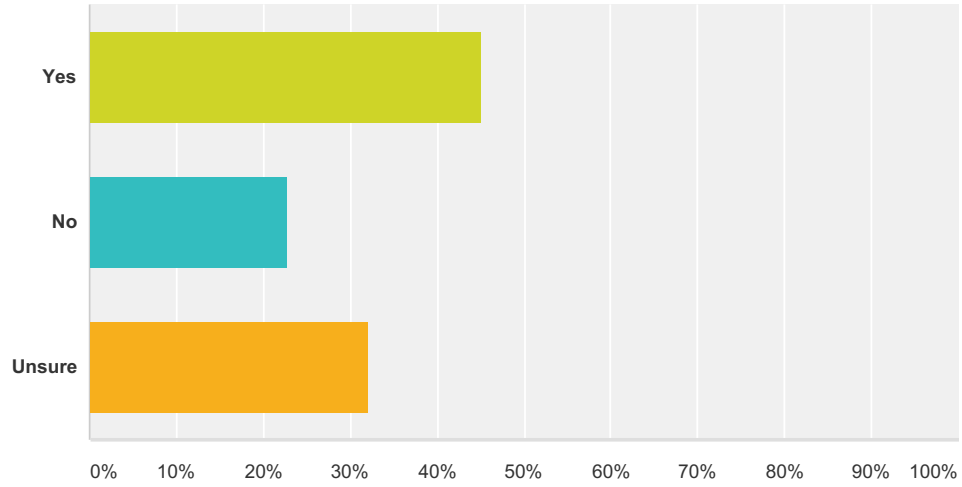


Answer Choices	Responses
Yes	35.63% 222
No	22.95% 143
Unsure	41.41% 258
<b>Total</b>	<b>623</b>



**Q45 16. Would you be interested in an organization that organized events for empty-nesters, modeled after the Newcomers Club?**

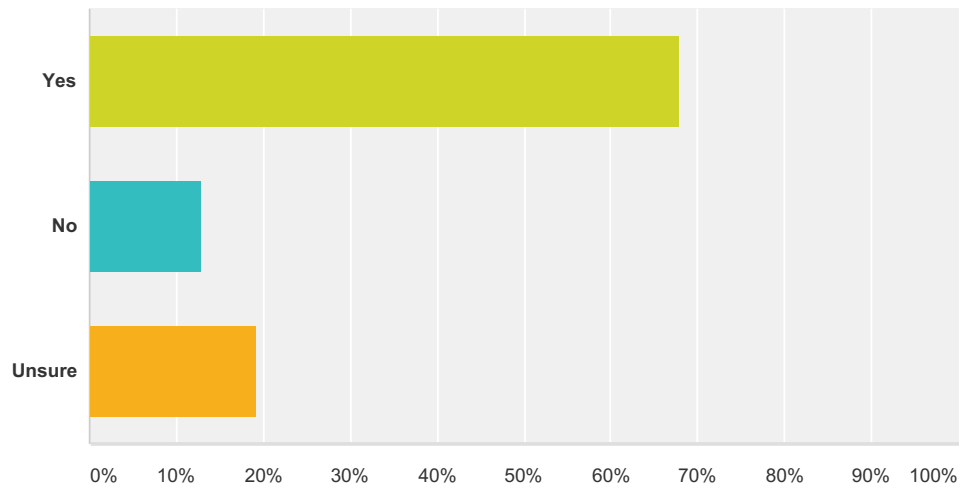
Answered: 624 Skipped: 96



Answer Choices	Responses	
Yes	45.19%	282
No	22.76%	142
Unsure	32.05%	200
<b>Total</b>		<b>624</b>

**Q46 17. Do you feel included, welcomed and connected in this community?**

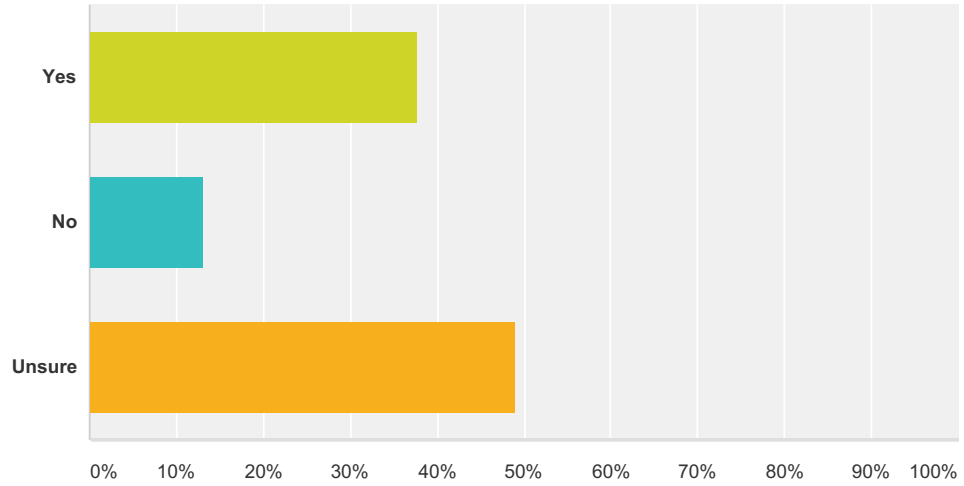
Answered: 633 Skipped: 87



Answer Choices	Responses
Yes	67.77% 429
No	12.95% 82
Unsure	19.27% 122
<b>Total</b>	<b>633</b>

**Q47 18. Do you feel there are enough services and activities related to ethnicity or culture?**

Answered: 624 Skipped: 96



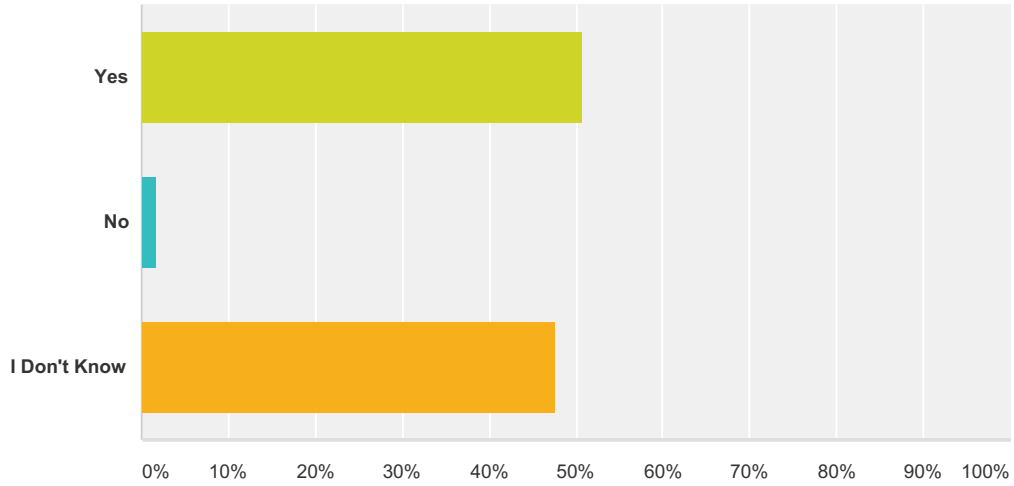
Answer Choices	Responses	
Yes	37.82%	236
No	13.14%	82
Unsure	49.04%	306
<b>Total</b>		<b>624</b>

**Q48 19. In regard to question 18 above, do you have suggestions?**

Answered: 137 Skipped: 583

**Q49 20. Do you think there are untapped resources within the older community in Ridgewood?**

Answered: 627 Skipped: 93



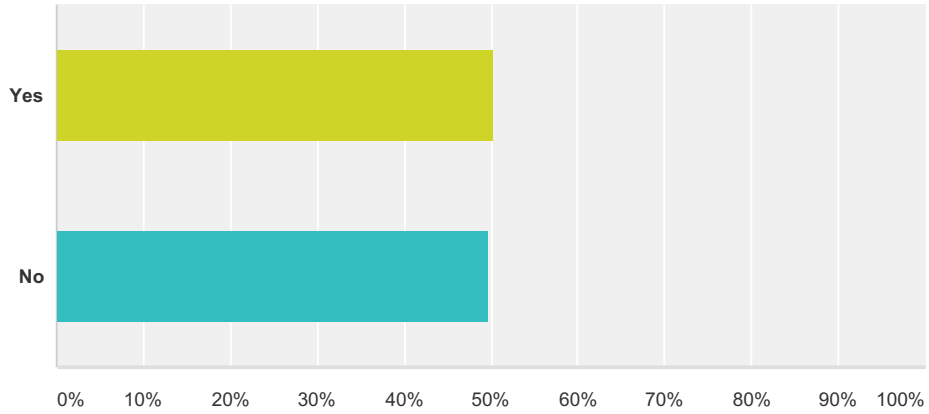
Answer Choices	Responses	
Yes	50.72%	318
No	1.59%	10
I Don't Know	47.69%	299
<b>Total</b>		<b>627</b>

**Q50 21. If yes to question 20 would you be more specific while maintaining anonymity?**

Answered: 203 Skipped: 517

**Q51 22. Do you know older adults in Ridgewood who do not participate in any activities available within the community?**

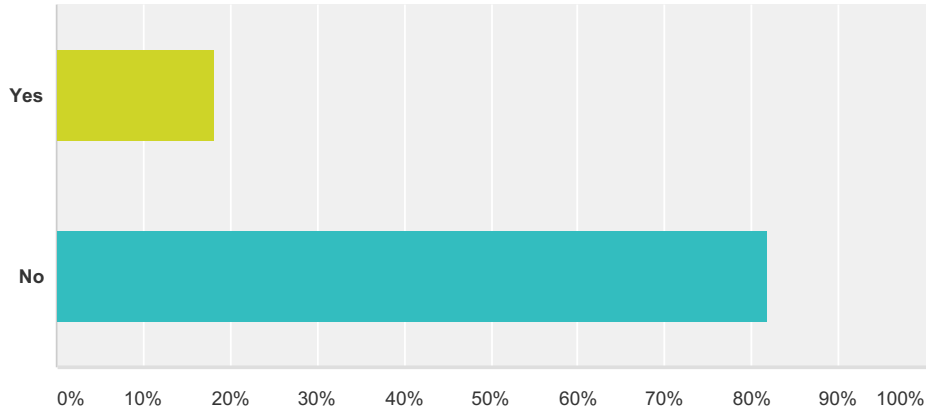
Answered: 619 Skipped: 101



Answer Choices	Responses	
Yes	50.40%	312
No	49.60%	307
<b>Total</b>		<b>619</b>

**Q52 23. Do you know of any older adults in Ridgewood who are isolated and/or homebound and could use assistance?**

Answered: 624 Skipped: 96



Answer Choices	Responses	
Yes	18.11%	113
No	81.89%	511
<b>Total</b>		<b>624</b>

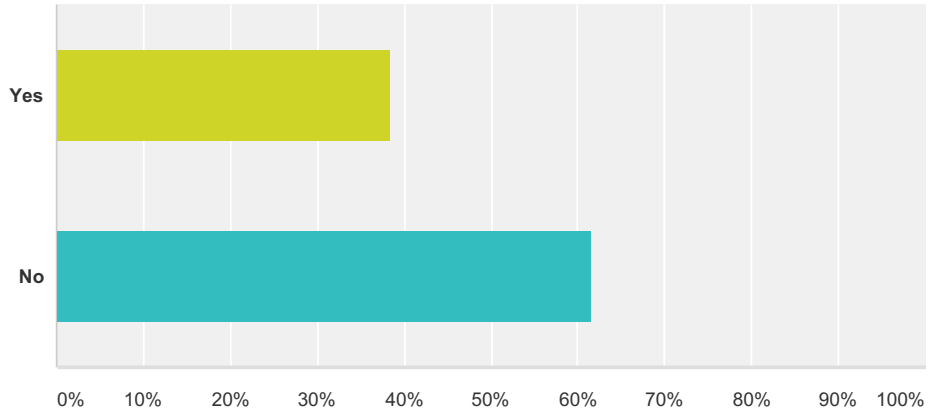


**Q53 24. If you answered Yes to either of the two questions above how do you think as a community we should reach out to these adults to provide services or get them involved?**

Answered: 154 Skipped: 566

**Q54 25. If you knew of an older person in need of help, do you know who to contact for assistance?**

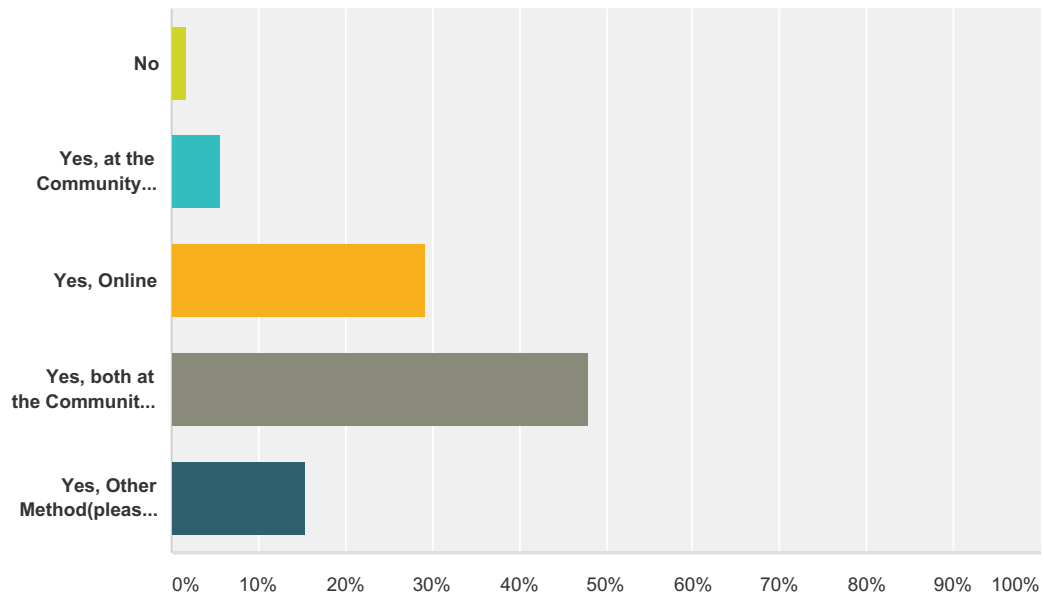
Answered: 585 Skipped: 135



Answer Choices	Responses
Yes	38.46% 225
No	61.54% 360
<b>Total</b>	<b>585</b>

**Q55 26. Would it be helpful to have a list of community resources made available?**

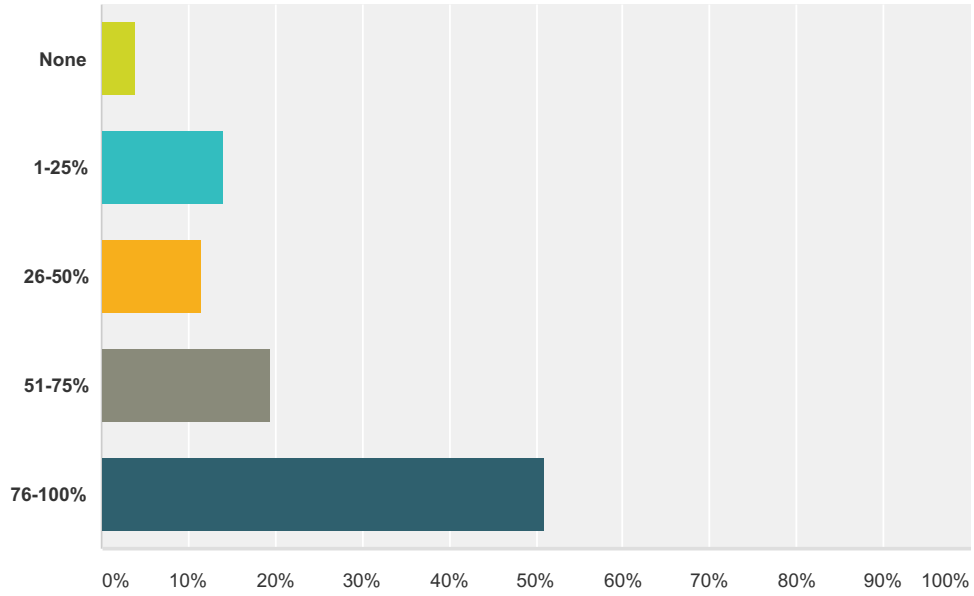
Answered: 615 Skipped: 105



Answer Choices	Responses
No	1.63% 10
Yes, at the Community Center	5.69% 35
Yes, Online	29.27% 180
Yes, both at the Community Center and online	47.97% 295
Yes, Other Method(please specify)	15.45% 95
<b>Total</b>	<b>615</b>

**Q56 1. What percentage of your doctors, dentists and hospitals are in Ridgewood or contiguous towns?**

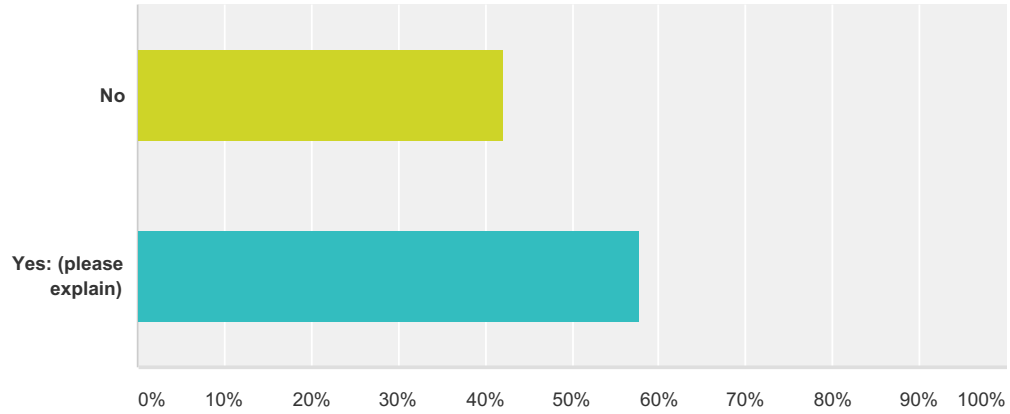
Answered: 625 Skipped: 95



Answer Choices	Responses	
None	4.00%	25
1-25%	14.08%	88
26-50%	11.52%	72
51-75%	19.36%	121
76-100%	51.04%	319
<b>Total</b>		<b>625</b>

**Q57 2. Are there situations or illnesses where you are likely to use a New York City hospital?**

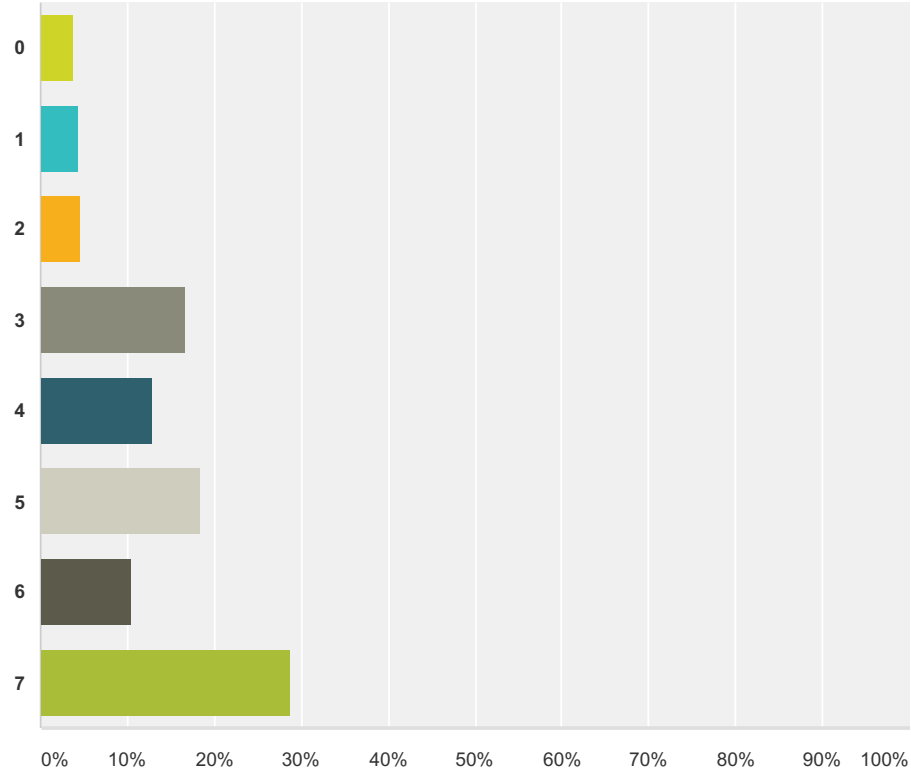
Answered: 610 Skipped: 110



Answer Choices	Responses	
No	42.13%	257
Yes: (please explain)	57.87%	353
<b>Total</b>		<b>610</b>

**Q58 3. How many days a week on average do you have 30 minutes or more of physical activity, including walking?**

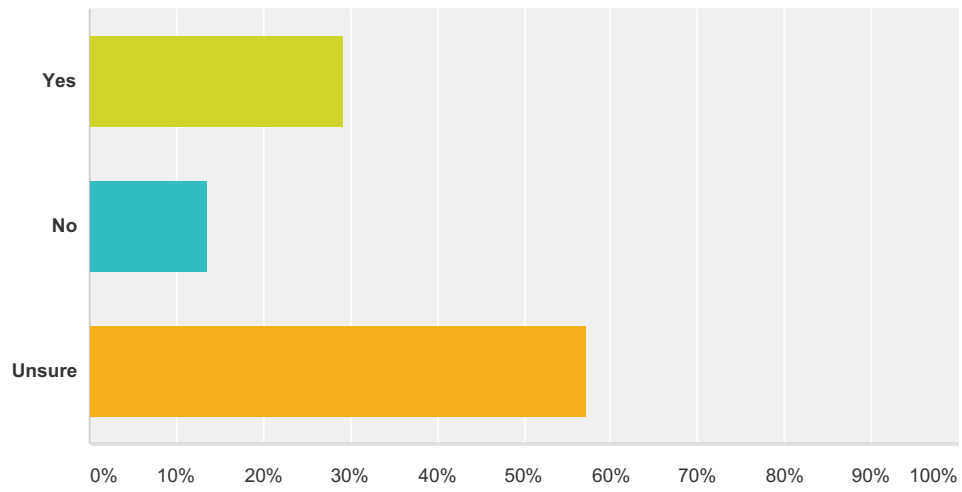
Answered: 627 Skipped: 93



Answer Choices	Responses
0	3.67% 23
1	4.47% 28
2	4.63% 29
3	16.75% 105
4	12.92% 81
5	18.34% 115
6	10.37% 65
7	28.87% 181
<b>Total</b>	<b>627</b>

### Q59 4. Does Ridgewood offer enough exercise programs?

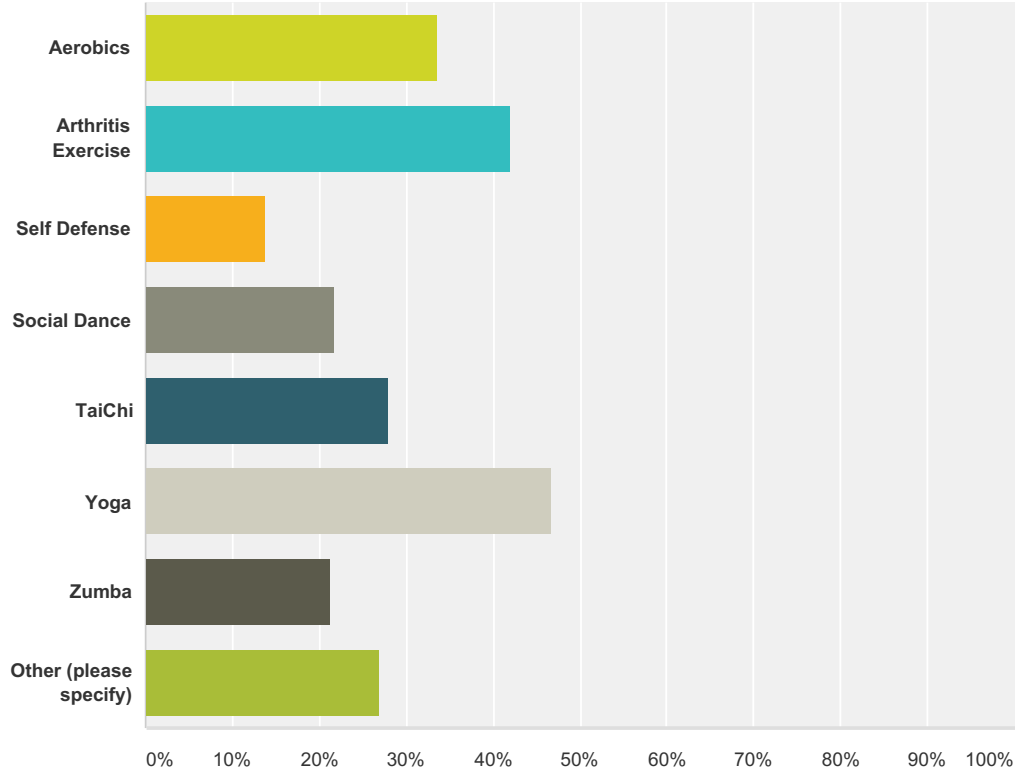
Answered: 629 Skipped: 91



Answer Choices	Responses	
Yes	29.25%	184
No	13.51%	85
Unsure	57.23%	360
<b>Total</b>		<b>629</b>

**Q60 5. If applicable, what exercise programs would you like to have available?  
(choose all that apply)**

Answered: 444 Skipped: 276

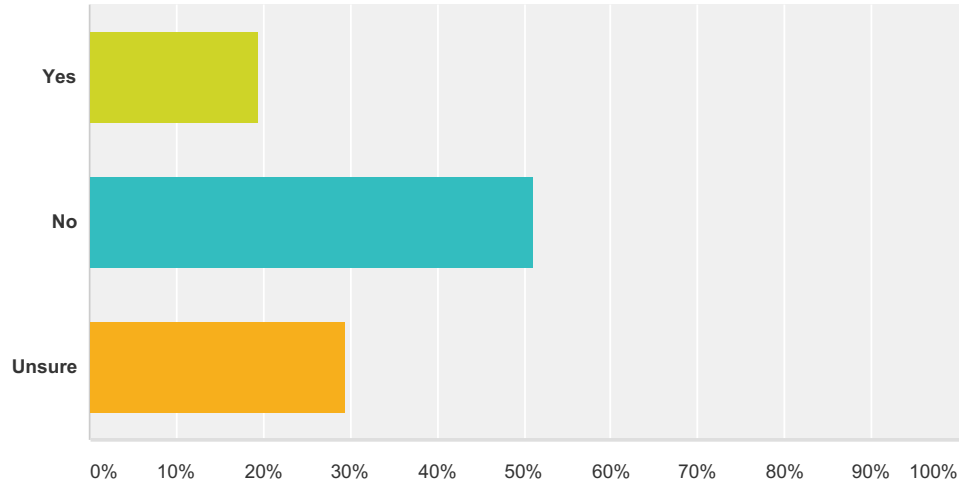


Answer Choices	Responses	Count
Aerobics	33.56%	149
Arthritis Exercise	41.89%	186
Self Defense	13.74%	61
Social Dance	21.62%	96
TaiChi	27.93%	124
Yoga	46.85%	208
Zumba	21.40%	95
Other (please specify)	27.03%	120
<b>Total Respondents: 444</b>		



**Q61 6. Would you be more likely to use the Community Center for exercise programs if they were offered in the evening?**

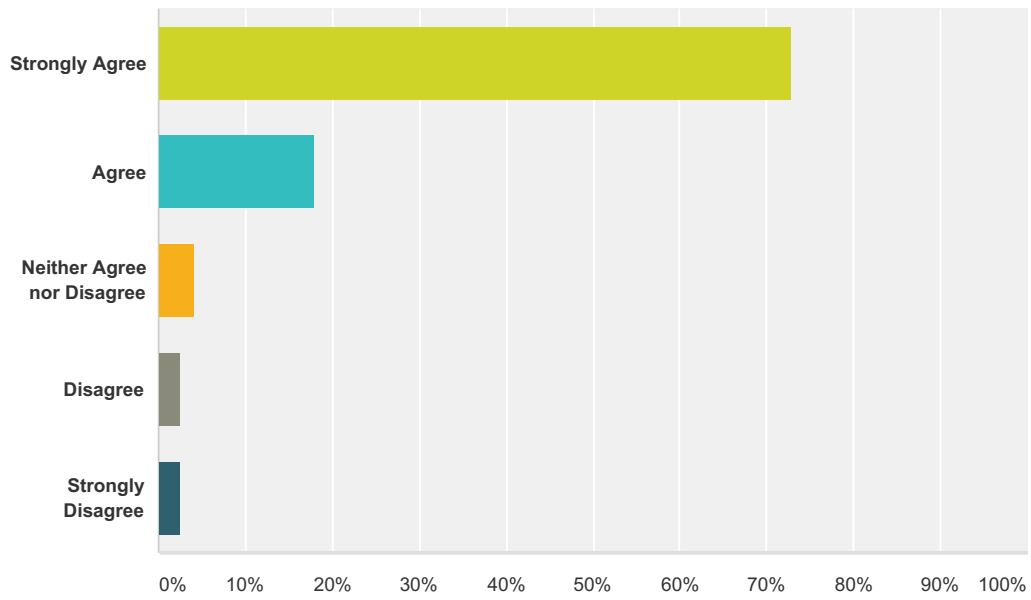
Answered: 629 Skipped: 91



Answer Choices	Responses	Count
Yes	19.40%	122
No	51.19%	322
Unsure	29.41%	185
<b>Total</b>		<b>629</b>

**Q62 7. Please respond to this statement: I have no difficulties shopping for my meals.**

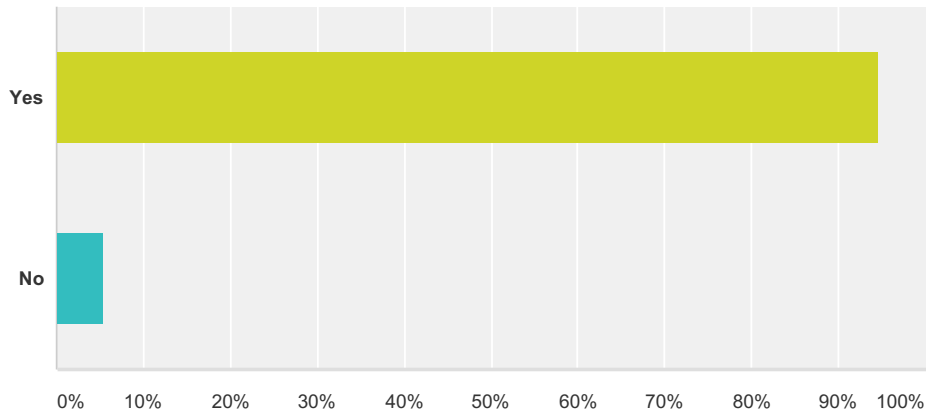
Answered: 621 Skipped: 99



Answer Choices	Responses	Count
Strongly Agree	72.95%	453
Agree	18.04%	112
Neither Agree nor Disagree	4.19%	26
Disagree	2.42%	15
Strongly Disagree	2.42%	15
<b>Total</b>		<b>621</b>

### Q63 8. Do you grocery shop for yourself?

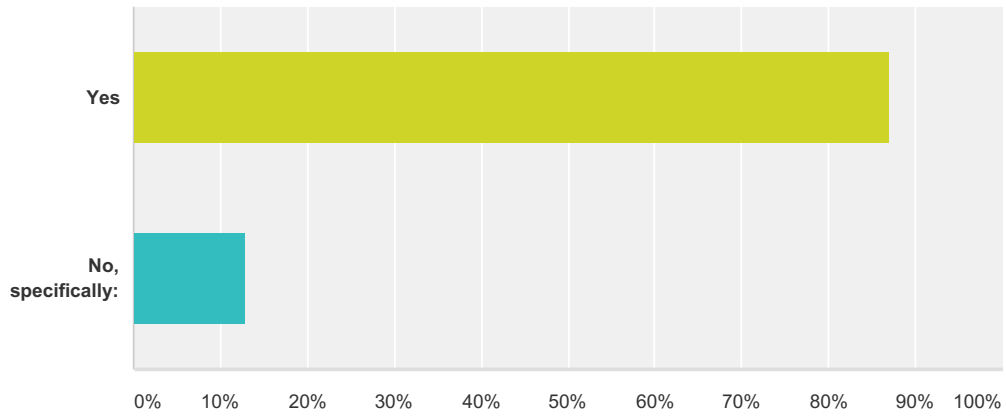
Answered: 626 Skipped: 94



Answer Choices	Responses	Count
Yes	94.57%	592
No	5.43%	34
<b>Total</b>		<b>626</b>

**Q64 9. Can you find all food items you desire in the Ridgewood area?**

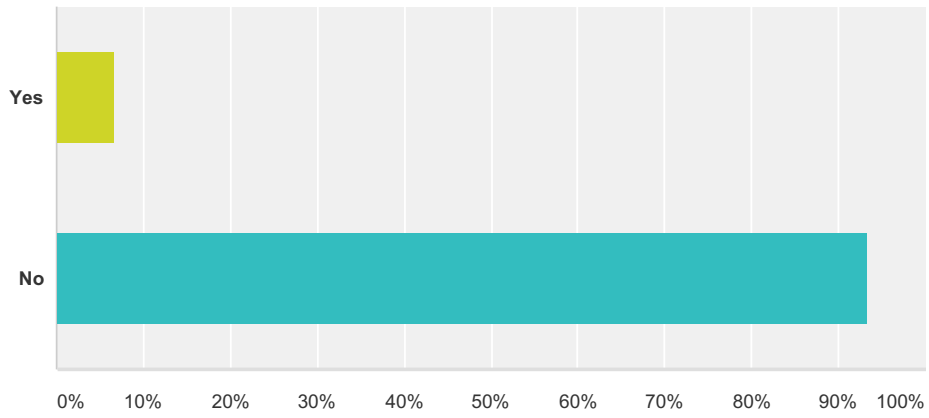
Answered: 618 Skipped: 102



Answer Choices	Responses	
Yes	87.06%	538
No, specifically:	12.94%	80
<b>Total</b>		<b>618</b>

**Q65 10. Do you need someone to transport you to the grocery store?**

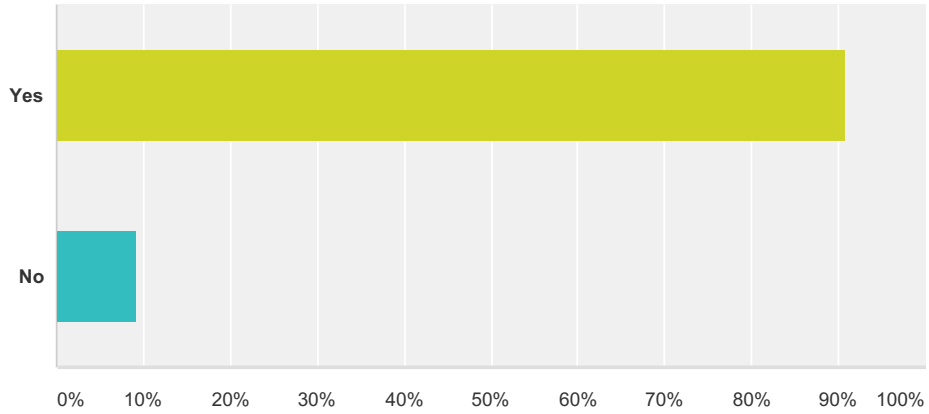
Answered: 623 Skipped: 97



Answer Choices	Responses
Yes	6.58% 41
No	93.42% 582
<b>Total</b>	<b>623</b>

**Q66 11. Do you have the ability to use a computer and shop online, if you chose to now or in the future?**

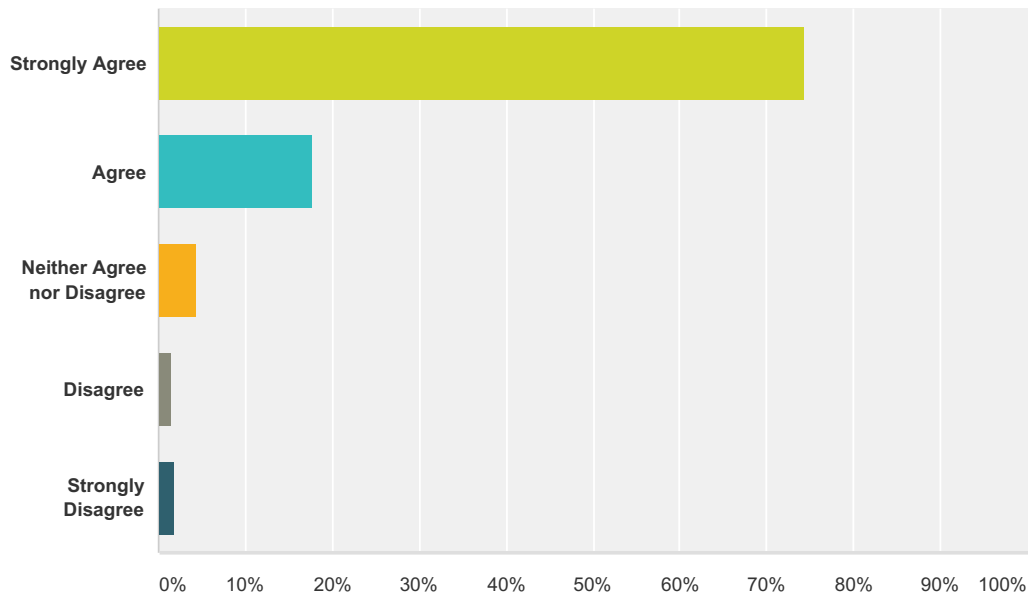
Answered: 623 Skipped: 97



Answer Choices	Responses
Yes	90.85% 566
No	9.15% 57
<b>Total</b>	<b>623</b>

**Q67 12. Please respond to this statement: I have no difficulties preparing my meals.**

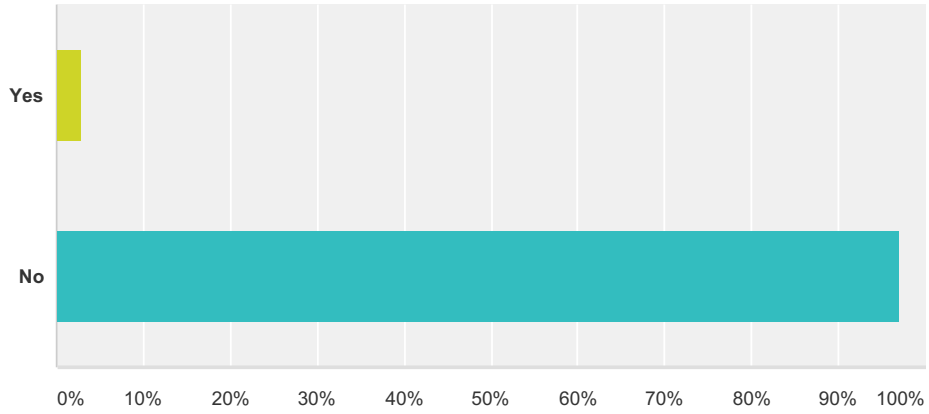
Answered: 625 Skipped: 95



Answer Choices	Responses	Count
Strongly Agree	74.40%	465
Agree	17.76%	111
Neither Agree nor Disagree	4.48%	28
Disagree	1.44%	9
Strongly Disagree	1.92%	12
<b>Total</b>		<b>625</b>

**Q68 13. Do you require assistance with any of the following activities: eating, dressing, grooming, bathing, walking?**

Answered: 631 Skipped: 89

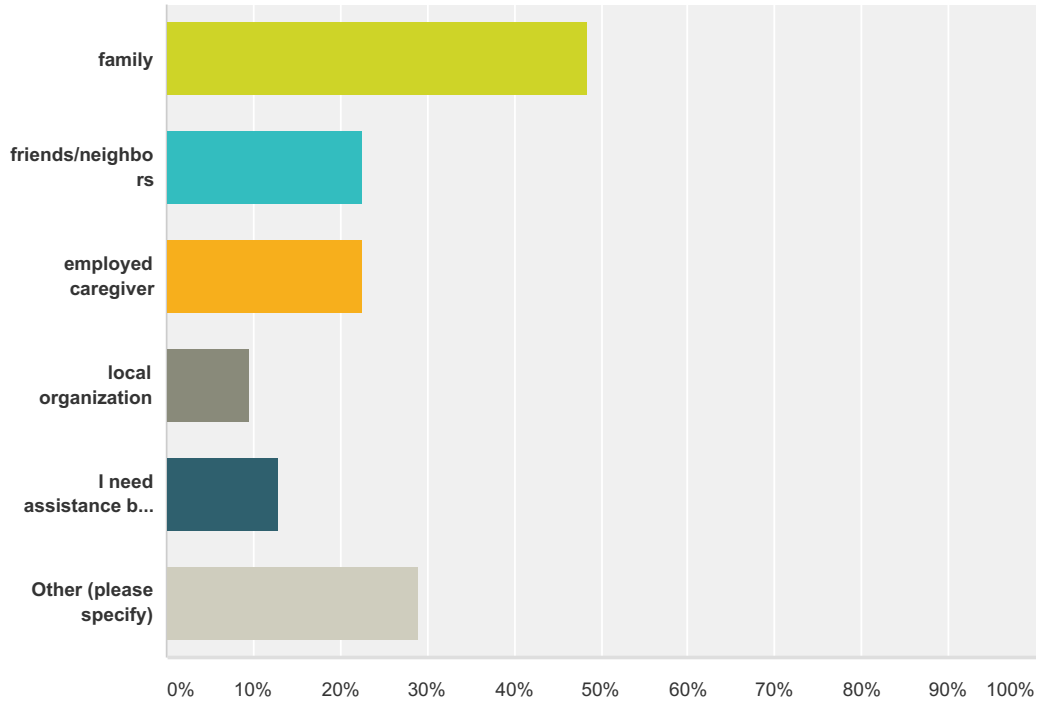


Answer Choices	Responses	
Yes	2.85%	18
No	97.15%	613
<b>Total</b>		<b>631</b>



**Q69 14. If you answered Yes to question 13 above, who provides the assistance?  
(choose all that apply)**

Answered: 31 Skipped: 689



Answer Choices	Responses
family	48.39% 15
friends/neighbors	22.58% 7
employed caregiver	22.58% 7
local organization	9.68% 3
I need assistance but no one is helping me now	12.90% 4
Other (please specify)	29.03% 9
<b>Total Respondents: 31</b>	

**Q70 1. What are your concerns about your life in Ridgewood that this survey has not addressed?**

Answered: 291 Skipped: 429

Ridgewood 55 and Older Community Survey

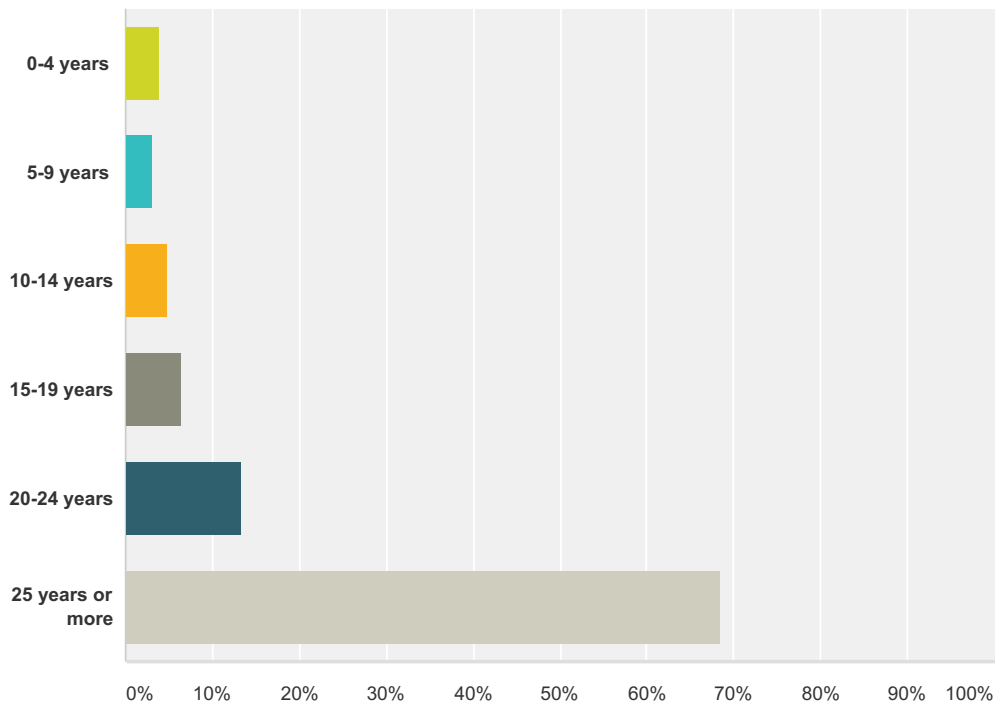
**Q71 2.**

Answered: 566 Skipped: 154

Answer Choices	Responses
Today's Date	100.00% 566

### Q72 3. How long have you lived in Ridgewood?

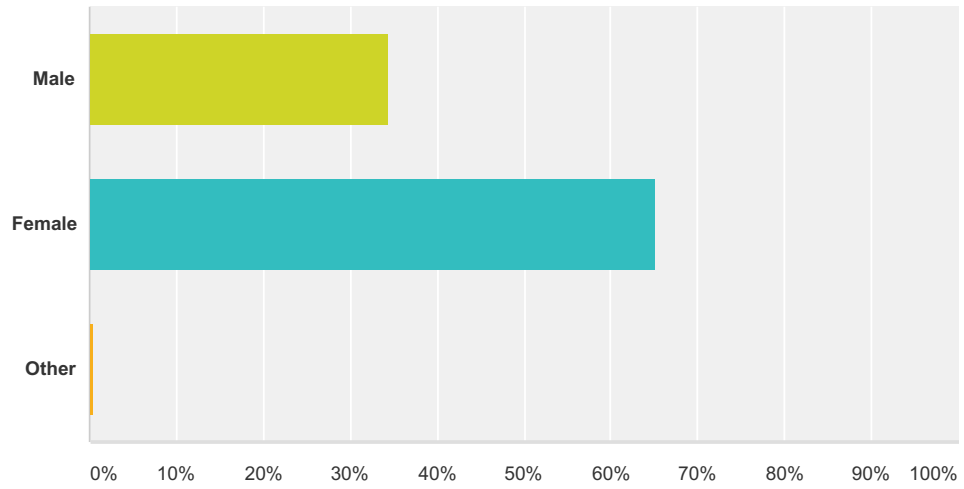
Answered: 625 Skipped: 95



Answer Choices	Responses	Count
0-4 years	4.00%	25
5-9 years	3.04%	19
10-14 years	4.80%	30
15-19 years	6.40%	40
20-24 years	13.28%	83
25 years or more	68.48%	428
<b>Total</b>		<b>625</b>

**Q73 4. Sex:**

Answered: 623 Skipped: 97



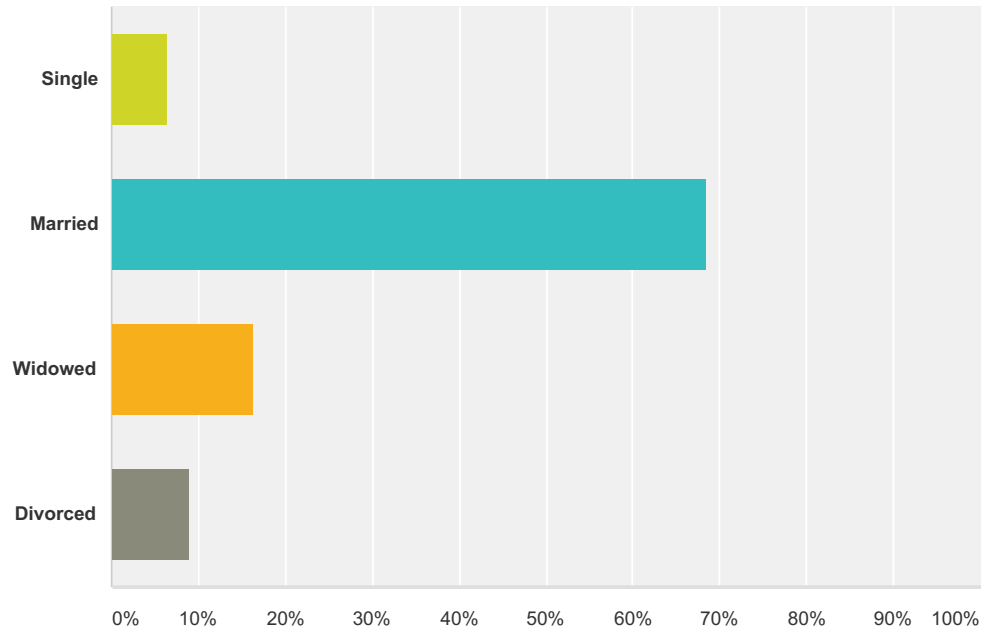
Answer Choices	Responses	Count
Male	34.51%	215
Female	65.17%	406
Other	0.32%	2
<b>Total</b>		<b>623</b>

**Q74 5. Age:**

Answered: 541 Skipped: 179

### Q75 6. Marital Status:

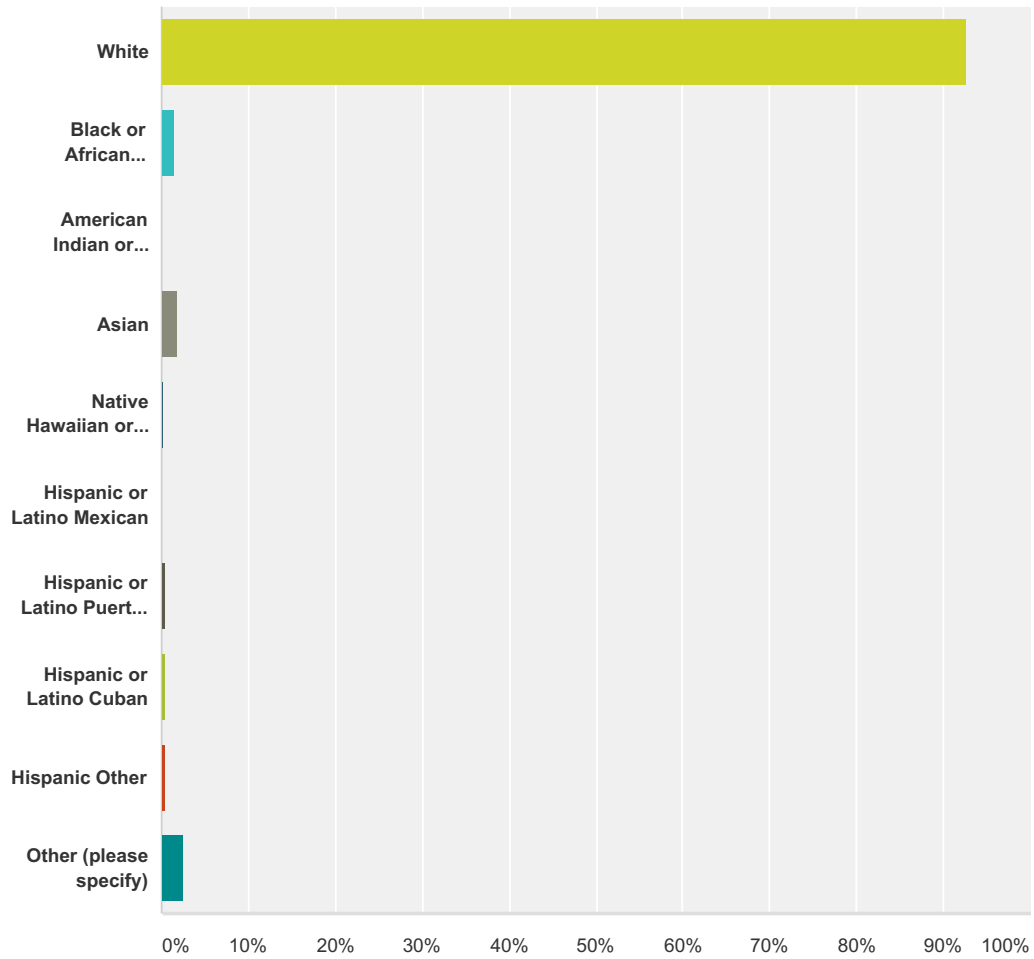
Answered: 630 Skipped: 90



Answer Choices	Responses
Single	6.51% 41
Married	68.41% 431
Widowed	16.19% 102
Divorced	8.89% 56
<b>Total</b>	<b>630</b>

### Q76 7. Ethnic Group (US Census categories)

Answered: 617 Skipped: 103



Answer Choices	Responses	
White	92.71%	572
Black or African American	1.46%	9
American Indian or Alaska Native	0.00%	0
Asian	1.78%	11
Native Hawaiian or other Pacific Islander	0.16%	1
Hispanic or Latino Mexican	0.00%	0
Hispanic or Latino Puerto Rican	0.49%	3
Hispanic or Latino Cuban	0.49%	3
Hispanic Other	0.32%	2
Other (please specify)	2.59%	16



Ridgewood 55 and Older Community Survey

Total

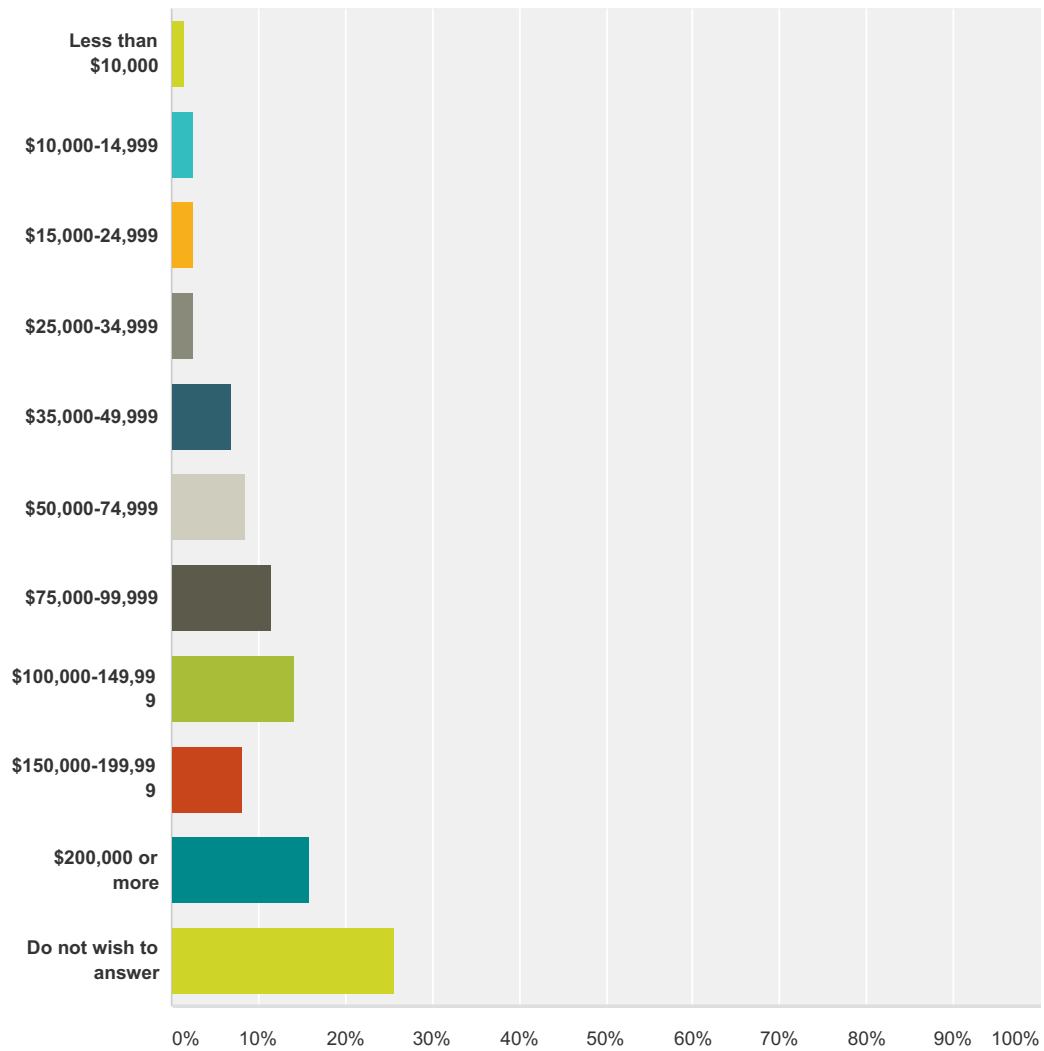
617

**Q77 8. How many people live in your household?**

Answered: 617 Skipped: 103

### Q78 9. Household Income (US Census Categories):

Answered: 615 Skipped: 105



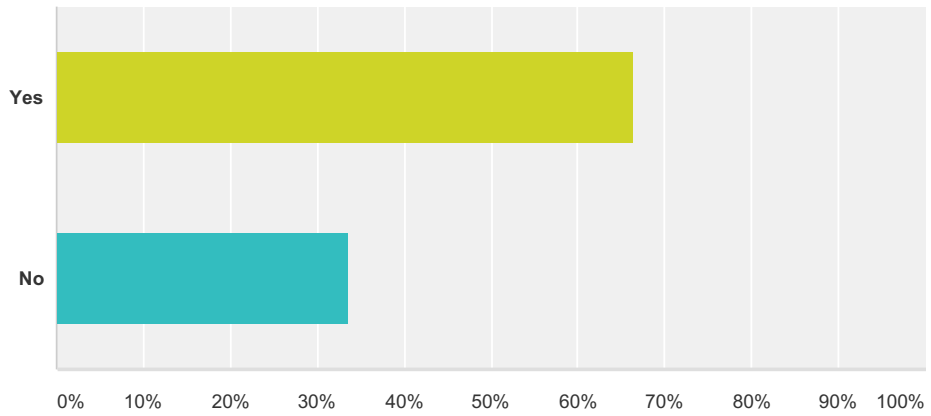
Answer Choices	Responses
Less than \$10,000	1.46% 9
\$10,000-14,999	2.60% 16
\$15,000-24,999	2.60% 16
\$25,000-34,999	2.60% 16
\$35,000-49,999	6.83% 42
\$50,000-74,999	8.62% 53
\$75,000-99,999	11.54% 71
\$100,000-149,999	14.15% 87
\$150,000-199,999	8.13% 50

## Ridgewood 55 and Older Community Survey

\$200,000 or more	15.77%	97
Do not wish to answer	25.69%	158
<b>Total</b>		<b>615</b>

**Q79 10. Do you have children living in Ridgewood or within 30 miles?**

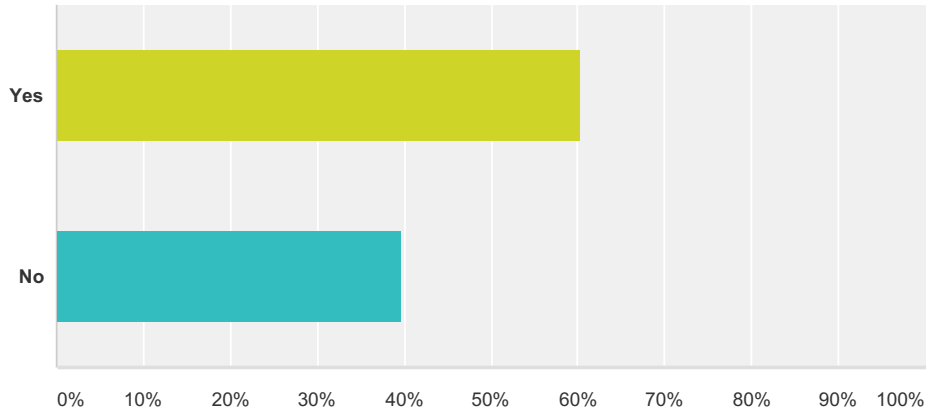
Answered: 622 Skipped: 98



Answer Choices	Responses	
Yes	66.40%	413
No	33.60%	209
<b>Total</b>		<b>622</b>

### Q80 11. Are you retired?

Answered: 614 Skipped: 106



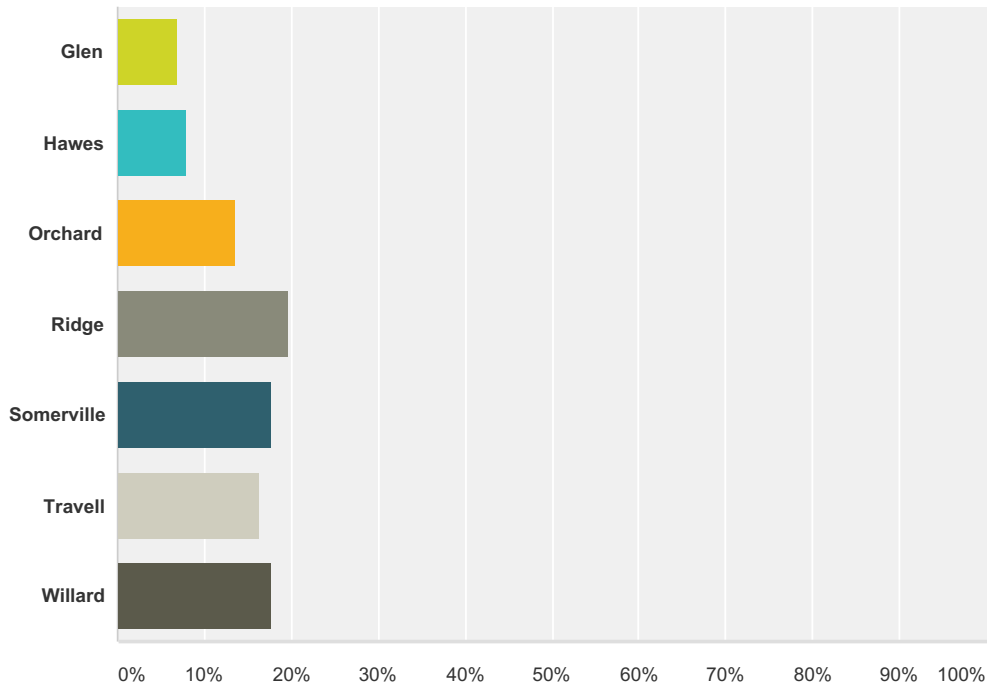
Answer Choices	Responses
Yes	60.42% 371
No	39.58% 243
<b>Total</b>	<b>614</b>

**Q81 12. If not retired what is your current occupation?**

Answered: 200 Skipped: 520

### Q82 13. In what neighborhood do you live?

Answered: 600 Skipped: 120

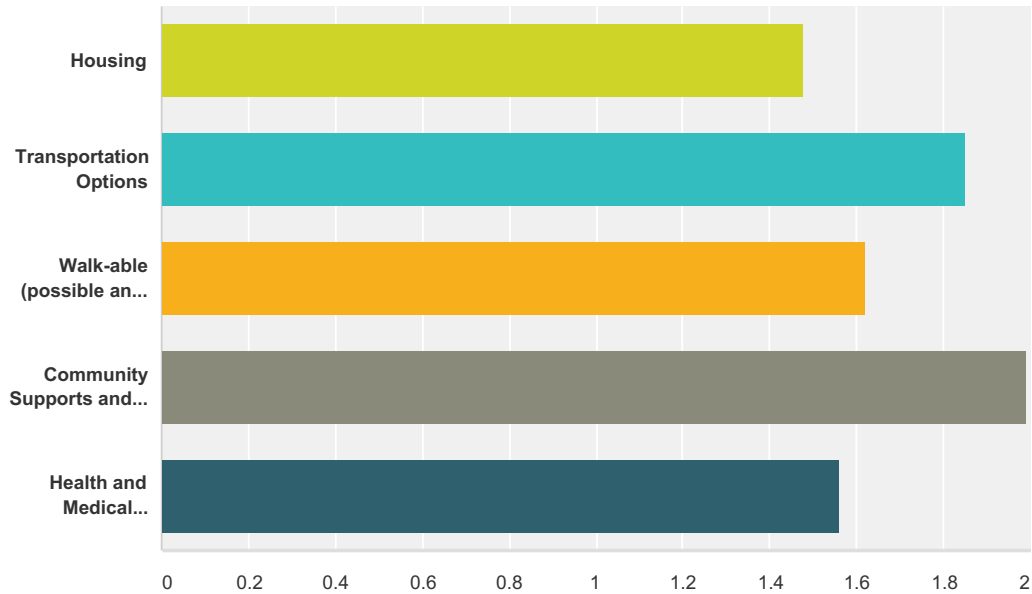


Answer Choices	Responses
Glen	6.83% 41
Hawes	7.83% 47
Orchard	13.67% 82
Ridge	19.67% 118
Somerville	17.83% 107
Travell	16.33% 98
Willard	17.83% 107
<b>Total</b>	<b>600</b>



**Q83 14. Now that you have been thinking about these issues we would like to ask you again: When thinking about the quality of your life over the next ten years please rank the importance of these items to you:**

Answered: 623 Skipped: 97



	Extremely Important	Important	Neutral	Of minor Importance	Unimportant	Total	Weighted Average
Housing	70.85% 435	18.89% 116	5.21% 32	1.63% 10	3.42% 21	614	1.48
Transportation Options	46.53% 282	33.66% 204	11.88% 72	4.46% 27	3.47% 21	606	1.85
Walk-able (possible and safe) Neighborhoods	59.11% 357	29.30% 177	5.63% 34	1.99% 12	3.97% 24	604	1.62
Community Supports and Services (recreation activities, social groups, classes, general assistance)	38.08% 230	37.91% 229	15.23% 92	4.97% 30	3.81% 23	604	1.99
Health and Medical Services	63.11% 385	25.41% 155	6.23% 38	2.95% 18	2.30% 14	610	1.56